


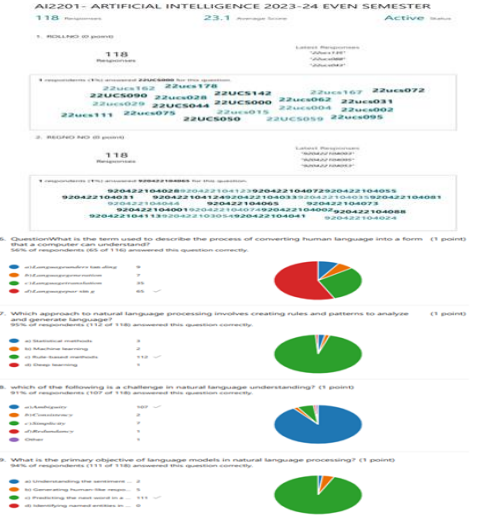





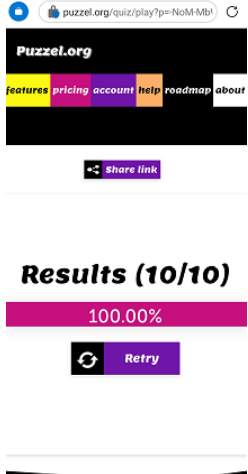



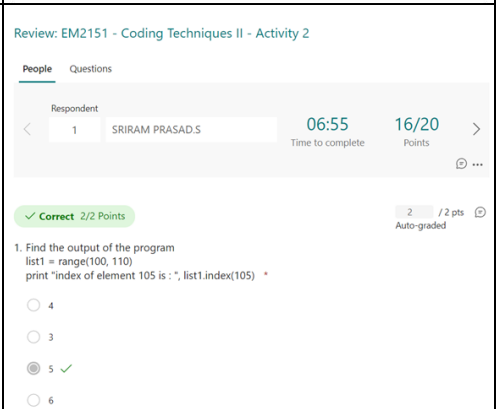
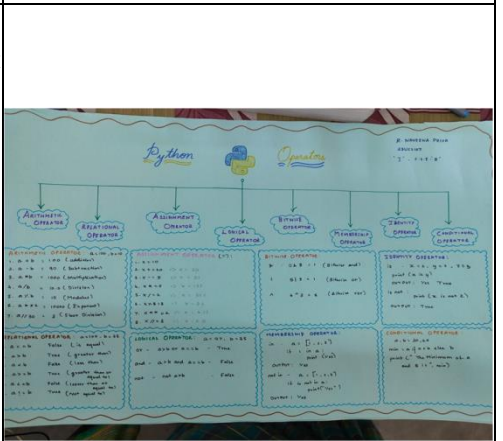
**Active Learning Methods Followed in Class Room Teaching**  
**2023- 2024 [EVEN]**


| S. No.   | Name of the faculty | Subject name with code                      | Pedagogical tool used (ICT tool / Other pedagogical tools like Jigsaw, Think-Pair- Share etc) | Number of student participants | Purpose of the tool used   | Proof (photos) |
|--|---------------------|---|---|--------------------------------|--|----------------|
| <b>Department of Computer Science and Engineering &amp; AIDS</b> |                     |   |   |                                |  |                |
| <b>2023- 2024 [EVEN]</b>   |                     |   |   |                                |  |                |
| 1.   | Dr.A.Anandh         | AI2252 - Introduction to Internet of Things | Kahoot Quiz   | IIADS - 59                     | It enhances a student's learning. Also, it makes it fun and interactive, keeping participants engaged and motivated. |                |

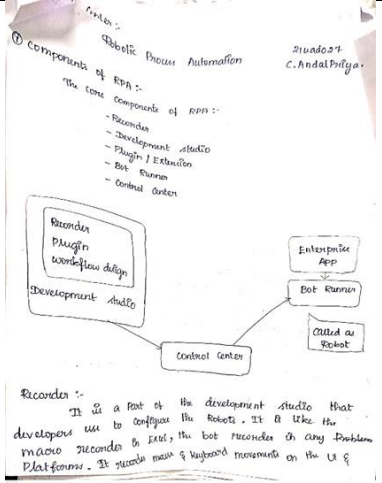

|    |           |   |                   |    |   |   |
|----|-----------|---|-------------------|----|---|---|
|    |           | AI2252 – Introduction to Internet of Things | Word Search       | 59 | To understand the basic definition of the keywords associated with IoT. |    |
|    |           | AI2252 – Introduction to Internet of Things | Cross Word Puzzle | 63 | To understand the basic information and key concepts about IoT.         |   |
| 2. | J.Lavanya | VCS343- Game Design Techniques              | Quizizz           | 48 | To understand the concepts of 2D & 3D games                             |  |



|    |                 |                                |                        |    |  |   |
|----|-----------------|--------------------------------|------------------------|----|--|---|
| 3. | Dr.R.Muthuselvi | AI2201 Artificial Intelligence | Quiz in MS Office Form | 62 | To improve the knowledge gained for the topic Robot Hardware                               |    |
| 4. | Dr.R.Muthuselvi | AI2201 Artificial Intelligence | Usage of simulator     | 62 | To make the students to understand Min Max algorithm by visualizing the concep             |   |
| 5. |                 |                                | Card Sorting           | 62 | To improve the brain activity of the students and make them to arrange the cards in order. |  |

|    |                 |                                |             |    |  |  |
|----|-----------------|--------------------------------|-------------|----|--|--|
|    | Mrs.V.Sangeetha |                                | Word Search | 62 | To improve the brain activity of the students and make them to search the words. |   |
| 6. |                 | VCS326- UI UX Design (III ADS) | Puzzle      | 62 | To understand the basic information and key concepts about Figma Design.         |  |

|    |                 |  |                   |    |  |   |
|----|-----------------|--|-------------------|----|--|---|
| 7. | Mrs.V.Sangeetha | EM2151- Coding Techniques-II (I CSE B) | Word Seach        | 58 | To improve the brain activity of the student |    |
| 8. |                 |  | Quiz              | 58 | To understand the concepts of Python.        |   |
| 9. |                 |  | Chart Preparation | 58 | To improve the creativity of the student     |  |

|     |           |  |  |    |  |  |
|-----|-----------|--|--|----|--|--|
| 10. |           | VCS325 – Application Development using Flutter | Scrambled word on the topic – Flutter Layout         | 32 | Can easily keep the key terms in memory                              | <p style="text-align: center;"><b>ACTIVITY- LAYOUT IN FLUTTER</b></p> <ol style="list-style-type: none"> <li>Which widget allows you to position its child within itself using fractional coordinates in Flutter? Answer: <b>Positioned</b><br/>IDSINOEOPT _____</li> <li>Which widget is used to display an image from the network in Flutter? Answer: <b>Image.network</b><br/>RMITGEEKOWA _____</li> <li>How do you create a grid layout with a fixed number of columns in Flutter? Answer: <b>GridView.count</b><br/>IREGUNCVDIOTW _____</li> <li>Which widget is used to create a button in Flutter? Answer: <b>RaisedButton</b><br/>ISOBANTOTERU _____</li> <li>What property is used to define the dimensions of a widget in Flutter? Answer: <b>size</b><br/>ISZE _____</li> <li>What widget is used to create a text input field in Flutter? Answer: <b>TextField</b><br/>XDFLETTEI _____</li> <li>How do you add elevation to a widget to give it a shadow effect in Flutter? Answer: <b>elevation</b><br/>ATVENIOEL _____</li> <li>What widget is used to arrange its children linearly in a vertical direction in Flutter? Answer: <b>Column</b><br/>LOMUNC _____</li> </ol> |
|     | S. Janani | VCS325 – Application Development using Flutter | Crossword Puzzle on the topic – Flutter Architecture | 34 | To understand the basic terms used in the topic with its description | <p style="text-align: center;"><b>Flutter Architecture</b></p>  <p style="text-align: center;">Across <span style="float: right;">Down</span></p> <ol style="list-style-type: none"> <li>The main function in a Flutter app typically calls this method to run the app</li> <li>A package used for managing app state in Flutter</li> <li>Flutter's build tool used for compiling, testing, and packaging apps</li> <li>Widget used for displaying text in a Flutter app</li> <li>A widget used for handling user gestures like tapping or dragging</li> <li>Flutter widget used for displaying images</li> <li>Language used to describe the layout of UI elements in Flutter</li> </ol>   |

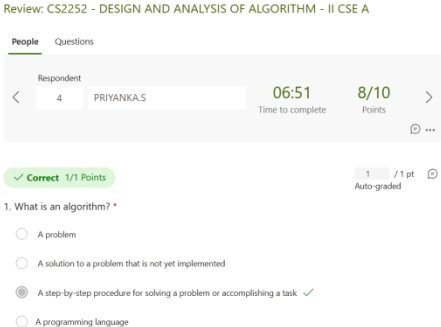
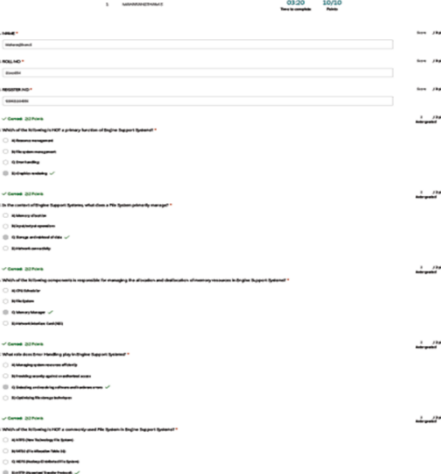
|     |                |                                     |                  |    |  |  |
|-----|----------------|-------------------------------------|------------------|----|--|--|
| 11. | B.Santhi Priya | VCS311 - Robotic Process Automation | One Minute Paper | 45 | To encourage the students to recollect the RPA Methods           |  <p>Notes:-<br/>Robotic Process Automation<br/>C. Anand Priya</p> <p>Components of RPA:-<br/>The core components of RPA:-<br/>- Recorder<br/>- Development Studio<br/>- Plugin / Extension<br/>- Bot Runner<br/>- Control Center</p> <p>Recorder:-<br/>It is a part of the development studio that developers use to configure the robots. It is like the macro recorder in excel, the bot recorder on any .Net or Platform. It records mouse &amp; keyboard movements on the UI &amp;</p>          |
|     |                | VCS311 - Robotic Process Automation | Word Search      | 45 | To encourage the students to remember the new terminology in RPA |  <p>21/10/2025 -<br/>Srinivas Aravind</p> <p>B H N G G X A T S T Y P<br/>K A U T O M A T I O N A<br/>B G K R E C O R D E R C<br/>O F E C Y I N Z H C U T<br/>S E N D H O T K E Y G I<br/>F P I S E Q U E N C E V<br/>E H H Z L Z E D X V S I<br/>O T N H M U C K R H G T<br/>H A P Z H A R E F R Z Y<br/>M P N O I T C E L L O C<br/>X I G J W Y B T U I Q K<br/>A U E L B A T A T A D W</p> <p>SENDHOTKEY ACTIVITY DATATABLE UIPATH SEQUENCE AUTOMATION<br/>COLLECTION RECORDER</p> <p>B.2027</p> |


|     |                    |                                     |                         |    |   |   |
|-----|--------------------|-------------------------------------|-------------------------|----|---|---|
|     |                    | VCS311 - Robotic Process Automation | Cross Word Puzzle       | 45 | To encourage the students to recollect the RPA concepts |  <p>Robotic Process Automation</p> <p>Complete the crossword puzzle below</p> <p><b>Across</b></p> <ol style="list-style-type: none"> <li>A leading RPA software company</li> <li>A feature in UiPath that allows robots to recognize and interpret text from images and documents.</li> <li>A type of RPA robot that can perform a wide range of tasks across multiple applications.</li> </ol> <p><b>Down</b></p> <ol style="list-style-type: none"> <li>The UiPath component that manages and deploys automation projects</li> <li>The process of automating repetitive tasks with software robots.</li> <li>A type of variable that holds a collection of items of the same data type</li> <li>A key benefit of RPA, reducing the need for manual intervention</li> <li>A feature in UiPath that allows you to pass data or values to an activity or workflow for customization</li> </ol> <p><i>Box</i></p> |
| 12. | Dr.G.Uma Maheswari | CS2304 Networking Essentials        | Crossword Puzzle making | 62 | To the terminologies with their definitions             |  <p>ATTENUATION</p> <p>GRADED</p> <p>ETHERNET</p>   |



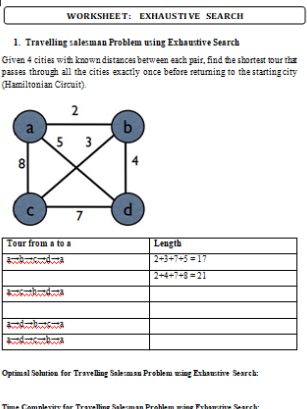
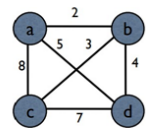
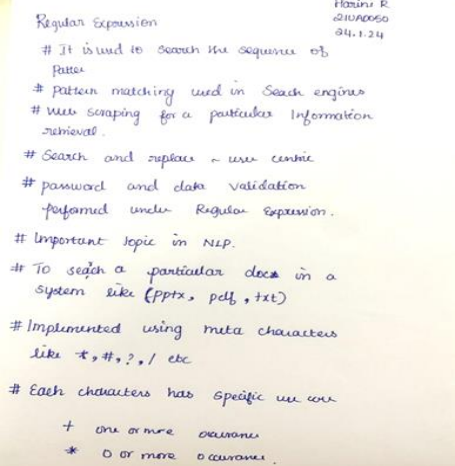

|  |  |  |                         |    |   |   |
|--|--|--|-------------------------|----|---|---|
|  |  |  | Abbreviations           | 62 | To get familiar with the technical terms    | <ol style="list-style-type: none"> <li>1. DHCP</li> <li>2. CSMA/CD</li> <li>3. CSMA/CA</li> <li>4. FTP</li> <li>5. TCP</li> <li>6. UDP</li> <li>7. MAC</li> <li>8. ICMP</li> <li>9. SMTP</li> <li>10. PPP</li> <li>11. HDLC</li> <li>12. OSI</li> <li>13. ISO</li> <li>14. DNS</li> <li>15. HTTP</li> </ol>   |
|  | VCS332<br>Principles of Cyber Security |  | Crossword Puzzle making | 58 | To the terminologies with their definitions |   |
|  |  |  | Jumbled words           | 58 | To get familiar with the technical terms    | <ol style="list-style-type: none"> <li>1 afliewlr</li> <li>2 yiepontrcn</li> <li>3 rwalmae</li> <li>4 nihhisgp</li> <li>5 ntoebt</li> <li>6 otwnker</li> <li>7 wanorraems</li> <li>8 cttcaareybk</li> <li>9 antsorccocsel</li> <li>10 idcyoerptn</li> <li>11 atasbdae</li> <li>12 atneotichaitun</li> <li>13 prgcphartoyy</li> <li>14 tnirusoin</li> <li>15 taurivnis</li> <li>16 deceod</li> <li>17 takecatrs</li> <li>18 btadgia</li> <li>19 xetrehpcit</li> <li>20 useridsolc</li> </ol> |

|     |          |  |                   |    |  |  |
|-----|----------|--|-------------------|----|--|--|
| 13. | S.NITHYA | EM2151- CODING TECHNIQUES -II<br>(I CSE A) | Crossword Puzzle  | 59 | To improve the brain activity of the student | <p style="text-align: center;"><b>Python Programming</b></p> <p><b>Left to Right</b><br/> 1. Python module is a file with the _____ file extension. 1. The inbuilt function _____ returns and removes<br/> 2. The _____ symbol is used to copy _____ on the element for the given key.<br/> 3. The inbuilt function _____ returns _____ from the dictionary. 4. The inbuilt function _____ removes all the<br/> dictionary to another dictionary. 5. The inbuilt function _____ returns _____ from the dictionary. 6. In key and pair value of dictionary, _____ should<br/> removes the key-value pair from the dictionary. 7. The inbuilt function _____ returns a dictionary by unique. 8. In key and pair value of dictionary, _____ should<br/> removes the key-value pair from the dictionary. 9. The inbuilt function _____ returns _____ from the dictionary. 10. The inbuilt function _____ returns a dictionary by unique.<br/> 11. The inbuilt function _____ returns a dictionary by unique. 12. The inbuilt function _____ returns a dictionary by unique. 13. The inbuilt function _____ returns a dictionary by unique.<br/> 14. The inbuilt function _____ returns a dictionary by unique. 15. _____ keyword is used to call a specific function<br/> with the specified keys and value. 16. The inbuilt function _____ returns a view object which from a module in Python.<br/> 17. The dict. _____() returns a view object which from a module in Python. 18. The inbuilt function _____ returns the type of<br/> contains the values of the dictionary, as a list. 19. The inbuilt function _____ returns the type of<br/> contains the values of the dictionary, as a list. 20. The inbuilt function _____ returns the type of<br/> contains the values of the dictionary, as a list.</p> |
|     |          |  | Chart Preparation | 59 | To improve the creativity of the student     |  |
|     |          |  | Quiz              | 59 | To understand the concepts of Python.        | <p>Review: EM2151 - Coding Techniques II - Activity 2 - QUIZ IN LIST &amp; TUPLES</p> <p>People Questions</p> <p>Respondent</p> <p>4 VISWANTHKANTHAPANDIYAN.S 05:55 18/20</p> <p>Time to complete Points</p> <p>2 / 2 pts Auto-graded</p> <p>✓ Correct 2/2 Points</p> <p>1. Find the output of the program<br/> list1 = range(100, 110)<br/> print "index of element 105 is : ", list1.index(105) *</p> <p><input type="radio"/> 4</p> <p><input type="radio"/> 3</p> <p><input checked="" type="radio"/> 5 ✓</p> <p><input type="radio"/> 6</p>   |

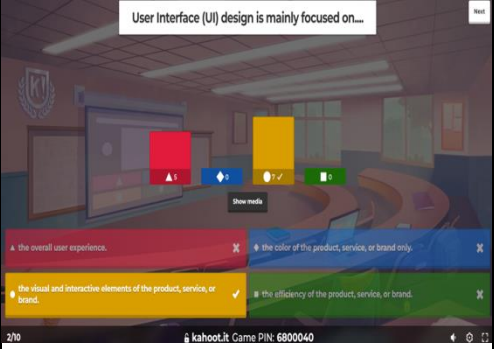

|     |           |                                  |             |    |  |  |
|-----|-----------|----------------------------------|-------------|----|--|--|
| 14. | S.NITHYA  | DESIGN AND ANALYSIS OF ALGORITHM | Quiz        |    | To understand the concept of Algorithms                        |   |
| 15. | R.Indhuja | VCS343-GAME DESIGN TECHNIQUES    | ONLINE QUIZ | 31 | To know what and how much they have understood about a subject |  |

| 16.  | R.Indhuja  | VCS343-GAME DESIGN TECHNIQUES | SCRAMBLED WORDS  | 31 | To enhance the vocabulary and spelling skills by unscrambling letters to form words                   | <p>ROLL NO:21UCS119</p> <div style="border: 1px solid green; padding: 10px;"> <p style="text-align: center;"><b>ACTIVITY_WORD SCAMBLE</b></p> <table style="width: 100%; border-collapse: collapse;"> <tr> <td style="width: 50%;">SRUE</td> <td style="width: 50%; text-align: right;">USER _____</td> </tr> <tr> <td>ENAEFRCT</td> <td style="text-align: right;">INTERFACE _____</td> </tr> <tr> <td>NMATNEADEM</td> <td style="text-align: right;">MANAGEMENT _____</td> </tr> <tr> <td>MEGA</td> <td style="text-align: right;">GAME _____</td> </tr> <tr> <td>NEEON</td> <td style="text-align: right;">ENGINE _____</td> </tr> <tr> <td>RAMVCKEFR</td> <td style="text-align: right;">FRAMEWORK _____</td> </tr> </table> </div>  | SRUE   | USER _____ | ENAEFRCT  | INTERFACE _____  | NMATNEADEM   | MANAGEMENT _____  | MEGA  | GAME _____  | NEEON  | ENGINE _____   | RAMVCKEFR  | FRAMEWORK _____  |
|--|--|-------------------------------|------------------|----|---|--|--------|------------|---|--|--|---|---|---|--|--|--|--|
| SRUE   | USER _____   |                               |                  |    |   |  |        |            |   |  |  |   |   |   |  |  |  |  |
| ENAEFRCT   | INTERFACE _____  |                               |                  |    |   |  |        |            |   |  |  |   |   |   |  |  |  |  |
| NMATNEADEM   | MANAGEMENT _____   |                               |                  |    |   |  |        |            |   |  |  |   |   |   |  |  |  |  |
| MEGA   | GAME _____   |                               |                  |    |   |  |        |            |   |  |  |   |   |   |  |  |  |  |
| NEEON  | ENGINE _____   |                               |                  |    |   |  |        |            |   |  |  |   |   |   |  |  |  |  |
| RAMVCKEFR  | FRAMEWORK _____  |                               |                  |    |   |  |        |            |   |  |  |   |   |   |  |  |  |  |
| 17.  | R.Indhuja  | VCS343-GAME DESIGN TECHNIQUES | CROSSWORD PUZZLE | 31 | To expand the vocabulary and critical thinking skills while reinforcing learning in various subjects. |  <p style="font-size: small;">6 A reusable game object template in Unity that encapsulates a collection of components and properties.</p> <table style="width: 100%; font-size: x-small;"> <thead> <tr> <th style="text-align: left;">Across</th> <th style="text-align: left;">Down</th> </tr> </thead> <tbody> <tr> <td>1. The primary scripting language used in Unity for game development.</td> <td>1. A reusable game object template in Unity that encapsulates a collection of components and properties.</td> </tr> <tr> <td>2. A reusable game object template in Unity that encapsulates a collection of components and properties.</td> <td>2. A collection of reusable game object templates in Unity that can be used to create a game.</td> </tr> <tr> <td>3. The management of data and state within a game object.</td> <td>3. A component that handles the logic and state of a game object.</td> </tr> <tr> <td>4. A reusable game object template in Unity that encapsulates a collection of components and properties.</td> <td>4. The specific interface and implementation of a game object.</td> </tr> <tr> <td>5. A reusable game object template in Unity that encapsulates a collection of components and properties.</td> <td>5. A reusable game object template in Unity that encapsulates a collection of components and properties.</td> </tr> </tbody> </table> | Across | Down       | 1. The primary scripting language used in Unity for game development. | 1. A reusable game object template in Unity that encapsulates a collection of components and properties. | 2. A reusable game object template in Unity that encapsulates a collection of components and properties. | 2. A collection of reusable game object templates in Unity that can be used to create a game. | 3. The management of data and state within a game object. | 3. A component that handles the logic and state of a game object. | 4. A reusable game object template in Unity that encapsulates a collection of components and properties. | 4. The specific interface and implementation of a game object. | 5. A reusable game object template in Unity that encapsulates a collection of components and properties. | 5. A reusable game object template in Unity that encapsulates a collection of components and properties. |
| Across   | Down   |                               |                  |    |   |  |        |            |   |  |  |   |   |   |  |  |  |  |
| 1. The primary scripting language used in Unity for game development.                                    | 1. A reusable game object template in Unity that encapsulates a collection of components and properties. |                               |                  |    |   |  |        |            |   |  |  |   |   |   |  |  |  |  |
| 2. A reusable game object template in Unity that encapsulates a collection of components and properties. | 2. A collection of reusable game object templates in Unity that can be used to create a game.            |                               |                  |    |   |  |        |            |   |  |  |   |   |   |  |  |  |  |
| 3. The management of data and state within a game object.  | 3. A component that handles the logic and state of a game object.  |                               |                  |    |   |  |        |            |   |  |  |   |   |   |  |  |  |  |
| 4. A reusable game object template in Unity that encapsulates a collection of components and properties. | 4. The specific interface and implementation of a game object.   |                               |                  |    |   |  |        |            |   |  |  |   |   |   |  |  |  |  |
| 5. A reusable game object template in Unity that encapsulates a collection of components and properties. | 5. A reusable game object template in Unity that encapsulates a collection of components and properties. |                               |                  |    |   |  |        |            |   |  |  |   |   |   |  |  |  |  |


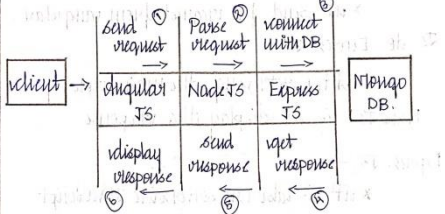
|     |             |  |                 |                |  |  |   |                |   |                 |                |                 |  |  |  |  |   |   |                |                |   |   |   |   |   |  |   |   |                 |   |   |   |                 |   |                |   |   |   |   |   |   |                |   |   |   |   |   |   |                |                |   |   |   |  |  |  |
|-----|-------------|--|-----------------|----------------|--|--|---|----------------|---|-----------------|----------------|-----------------|--|--|--|--|---|---|----------------|----------------|---|---|---|---|---|--|---|---|-----------------|---|---|---|-----------------|---|----------------|---|---|---|---|---|---|----------------|---|---|---|---|---|---|----------------|----------------|---|---|---|--|--|--|
| 18. | K.Indumathi | CS2252-Design and Analysis of Algorithms | Online Quiz     | 62             | To know the understanding about a algorithm fundamentals | <p>Review: CS2252 - DESIGN AND ANALYSIS OF ALGORITHM - II CSE C</p> <p>People Questions</p> <p>Respondent: 1 RAJESWARLH 08:29 10/10<br/>Time to complete Points</p> <p>✓ Correct 1/1 Points / 1 pt Auto-graded</p> <p>1. What is an algorithm? *</p> <p><input type="radio"/> A problem</p> <p><input type="radio"/> A solution to a problem that is not yet implemented</p> <p><input checked="" type="radio"/> A step-by-step procedure for solving a problem or accomplishing a task ✓</p> <p><input type="radio"/> A programming language</p> <p>✓ Correct 1/1 Points / 1 pt Auto-graded</p> <p>2. Which of the following is NOT a characteristic of an algorithm? *</p> <p><input type="radio"/> Finiteness</p> <p><input checked="" type="radio"/> Ambiguity ✓</p> <p><input type="radio"/> Effectiveness</p>  |   |                |   |                 |                |                 |  |  |  |  |   |   |                |                |   |   |   |   |   |  |   |   |                 |   |   |   |                 |   |                |   |   |   |   |   |   |                |   |   |   |   |   |   |                |                |   |   |   |  |  |  |
| 19. | K.Indumathi | CS2252-Design and Analysis of Algorithms | Scrambled words | 62             | To get familiar with various algorithms                  | <p><b>UNIT 3 - GREEDY &amp; DYNAMIC</b></p> <p>oyfsdl</p> <table border="1" data-bbox="1606 787 1890 933"> <tr><td>1</td><td>P</td><td>R</td><td>I<sub>10</sub></td><td>M<sub>9</sub></td><td>S<sub>21</sub></td><td></td><td></td><td></td><td></td></tr> <tr><td>2</td><td>K</td><td>R<sub>5</sub></td><td>U<sub>9</sub></td><td>S</td><td>K</td><td>A</td><td>L</td><td>S</td><td></td></tr> <tr><td>3</td><td>D</td><td>I<sub>17</sub></td><td>J</td><td>K</td><td>S</td><td>T<sub>12</sub></td><td>R</td><td>A<sub>1</sub></td><td>S</td></tr> <tr><td>4</td><td>W</td><td>A</td><td>R</td><td>S</td><td>H<sub>8</sub></td><td>A</td><td>L</td><td>L</td><td>S</td></tr> <tr><td>5</td><td>F</td><td>L<sub>2</sub></td><td>O<sub>4</sub></td><td>Y</td><td>D</td><td>S</td><td></td><td></td><td></td></tr> </table> <p><b>Scrambles</b></p> <p>1 mpisir</p> <p>2 ksakerslu</p> <p>3 sajstidkr</p> <p>4 owarhalls</p> | 1 | P              | R | I <sub>10</sub> | M <sub>9</sub> | S <sub>21</sub> |  |  |  |  | 2 | K | R <sub>5</sub> | U <sub>9</sub> | S | K | A | L | S |  | 3 | D | I <sub>17</sub> | J | K | S | T <sub>12</sub> | R | A <sub>1</sub> | S | 4 | W | A | R | S | H <sub>8</sub> | A | L | L | S | 5 | F | L <sub>2</sub> | O <sub>4</sub> | Y | D | S |  |  |  |
| 1   | P           | R  | I <sub>10</sub> | M <sub>9</sub> | S <sub>21</sub>  |  |   |                |   |                 |                |                 |  |  |  |  |   |   |                |                |   |   |   |   |   |  |   |   |                 |   |   |   |                 |   |                |   |   |   |   |   |   |                |   |   |   |   |   |   |                |                |   |   |   |  |  |  |
| 2   | K           | R <sub>5</sub>                           | U <sub>9</sub>  | S              | K  | A  | L | S              |   |                 |                |                 |  |  |  |  |   |   |                |                |   |   |   |   |   |  |   |   |                 |   |   |   |                 |   |                |   |   |   |   |   |   |                |   |   |   |   |   |   |                |                |   |   |   |  |  |  |
| 3   | D           | I <sub>17</sub>                          | J               | K              | S  | T <sub>12</sub>  | R | A <sub>1</sub> | S |                 |                |                 |  |  |  |  |   |   |                |                |   |   |   |   |   |  |   |   |                 |   |   |   |                 |   |                |   |   |   |   |   |   |                |   |   |   |   |   |   |                |                |   |   |   |  |  |  |
| 4   | W           | A  | R               | S              | H <sub>8</sub>   | A  | L | L              | S |                 |                |                 |  |  |  |  |   |   |                |                |   |   |   |   |   |  |   |   |                 |   |   |   |                 |   |                |   |   |   |   |   |   |                |   |   |   |   |   |   |                |                |   |   |   |  |  |  |
| 5   | F           | L <sub>2</sub>                           | O <sub>4</sub>  | Y              | D  | S  |   |                |   |                 |                |                 |  |  |  |  |   |   |                |                |   |   |   |   |   |  |   |   |                 |   |   |   |                 |   |                |   |   |   |   |   |   |                |   |   |   |   |   |   |                |                |   |   |   |  |  |  |

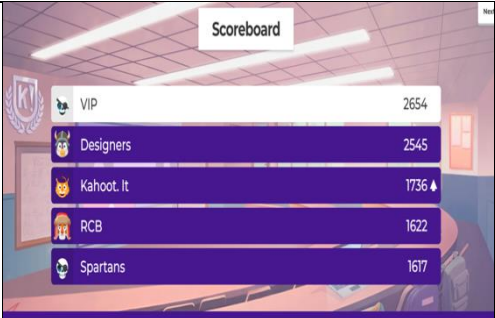

| 20.              |            | CS2252-Design and Analysis of Algorithms           | Worksheet        | 62 | To make the students to understand about problems   |  <p>Worksheet: EXHAUSTIVE SEARCH</p> <p>1. Travelling salesman Problem using Exhaustive Search</p> <p>Given 4 cities with known distances between each pair, find the shortest tour that passes through all the cities exactly once before returning to the starting city (Hamiltonian Circuit).</p>  <table border="1" data-bbox="1648 397 1942 511"> <thead> <tr> <th>Tour from a to a</th> <th>Length</th> </tr> </thead> <tbody> <tr> <td>a-b-c-d-a</td> <td>2+3+7+8=20</td> </tr> <tr> <td>a-b-d-c-a</td> <td>2+4+7+8=21</td> </tr> <tr> <td>a-c-b-d-a</td> <td></td> </tr> <tr> <td>a-c-d-b-a</td> <td></td> </tr> <tr> <td>a-d-b-c-a</td> <td></td> </tr> <tr> <td>a-d-c-b-a</td> <td></td> </tr> </tbody> </table> <p>Optimal Solution for Travelling Salesman Problem using Exhaustive Search:</p> <p>Time Complexity for Travelling Salesman Problem using Exhaustive Search:</p> | Tour from a to a | Length | a-b-c-d-a | 2+3+7+8=20 | a-b-d-c-a | 2+4+7+8=21 | a-c-b-d-a |  | a-c-d-b-a |  | a-d-b-c-a |  | a-d-c-b-a |  |
|------------------|------------|--|------------------|----|---|---|------------------|--------|-----------|------------|-----------|------------|-----------|--|-----------|--|-----------|--|-----------|--|
| Tour from a to a | Length     |  |                  |    |   |   |                  |        |           |            |           |            |           |  |           |  |           |  |           |  |
| a-b-c-d-a        | 2+3+7+8=20 |  |                  |    |   |   |                  |        |           |            |           |            |           |  |           |  |           |  |           |  |
| a-b-d-c-a        | 2+4+7+8=21 |  |                  |    |   |   |                  |        |           |            |           |            |           |  |           |  |           |  |           |  |
| a-c-b-d-a        |            |  |                  |    |   |   |                  |        |           |            |           |            |           |  |           |  |           |  |           |  |
| a-c-d-b-a        |            |  |                  |    |   |   |                  |        |           |            |           |            |           |  |           |  |           |  |           |  |
| a-d-b-c-a        |            |  |                  |    |   |   |                  |        |           |            |           |            |           |  |           |  |           |  |           |  |
| a-d-c-b-a        |            |  |                  |    |   |   |                  |        |           |            |           |            |           |  |           |  |           |  |           |  |
| 21.              | R.Ramya    | AI2351 Fundamentals of Natural Language Processing | One Minute Paper | 62 | To understand what was the most important thing, they learnt in class today; and what remains unclear to them   |  <p>Regular Expression</p> <p># It is used to search the sequence of pattern</p> <p># pattern matching used in search engines</p> <p># user scraping for a particular information retrieval.</p> <p># search and replace - user centric</p> <p># password and data validation performed under Regular Expression.</p> <p># important topic in NLP.</p> <p># to search a particular doc in a system like (pptx, pdf, txt)</p> <p># implemented using meta characters like *, #, ?, / etc</p> <p># each character has specific use case</p> <p>+ one or more occurrence</p> <p>* 0 or more occurrence</p>   |                  |        |           |            |           |            |           |  |           |  |           |  |           |  |
|                  |            |  | Crossword Puzzle | 62 | To provide students with an opportunity to evaluate their knowledge and require students to pay attention to terminology as they need to spell each word correctly. |  <p>GANESA MOORTHY.M<br/>&lt;21uad060@kamarajengg.edu.in&gt;</p> <p>To: Ramya.R</p> <p>Fri 3/8/2024 10:36 AM</p> <p>Activity 2</p>   |                  |        |           |            |           |            |           |  |           |  |           |  |           |  |



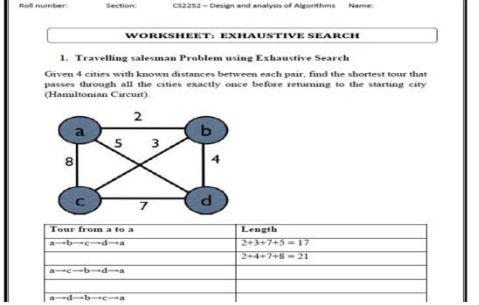
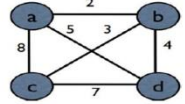


|     |                          |                       |             |    |   |  |
|-----|--------------------------|-----------------------|-------------|----|---|--|
| 22. |                          |                       | Online Quiz | 46 | To encourage the students to recollect the UI Elements                                  |   |
| 23. | Mrs.X.Ignatius Selvarani | VCS326 – UI UX Design | Word Search | 46 | To provide an opportunity to evaluate their knowledge and improve the key terminologies |  |



|     |                          |                               |                  |    |   |   |
|-----|--------------------------|-------------------------------|------------------|----|---|---|
| 24. |                          |                               | Seminar          | 48 | To explore and share the Knowledge acquired on specific topic |    |
| 25. | Mrs.X.Ignatius Selvarani | VCS324-Full Stack Development | One minute paper | 48 | To recall the architecture of MEAN Stack                      | <p><u>VCS324 - Full stack development</u></p> <p>Mean Stack architecture :-</p>  <p>MEAN ⇒ M - Mongo DB<br/>E - Express JS<br/>A - Angular JS<br/>N - Node JS.</p> |

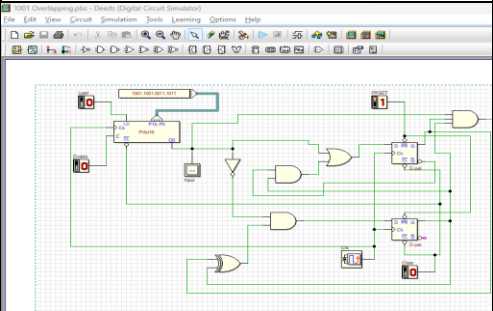
| 26.        |                  |  | Quiz             | 48 | To understand the components of Bootstrap   |  <table border="1"> <thead> <tr> <th colspan="2">Scoreboard</th> </tr> </thead> <tbody> <tr> <td>VIP</td> <td>2654</td> </tr> <tr> <td>Designers</td> <td>2545</td> </tr> <tr> <td>Kahoot! It</td> <td>1736</td> </tr> <tr> <td>RCB</td> <td>1622</td> </tr> <tr> <td>Spartans</td> <td>1617</td> </tr> </tbody> </table>   | Scoreboard |  | VIP | 2654 | Designers | 2545 | Kahoot! It | 1736 | RCB | 1622 | Spartans | 1617 |
|------------|------------------|--|------------------|----|---|--|------------|--|-----|------|-----------|------|------------|------|-----|------|----------|------|
| Scoreboard |                  |  |                  |    |   |  |            |  |     |      |           |      |            |      |     |      |          |      |
| VIP        | 2654             |  |                  |    |   |  |            |  |     |      |           |      |            |      |     |      |          |      |
| Designers  | 2545             |  |                  |    |   |  |            |  |     |      |           |      |            |      |     |      |          |      |
| Kahoot! It | 1736             |  |                  |    |   |  |            |  |     |      |           |      |            |      |     |      |          |      |
| RCB        | 1622             |  |                  |    |   |  |            |  |     |      |           |      |            |      |     |      |          |      |
| Spartans   | 1617             |  |                  |    |   |  |            |  |     |      |           |      |            |      |     |      |          |      |
| 27.        | Dr.G.Mahalakshmi | CS2253- Software Engineering with UML design | Crossword Puzzle | 62 | To encourage the students to remember the keywords in software testing techniques |  <p>The chalkboard contains a crossword puzzle grid and handwritten text. The text includes:</p> <ul style="list-style-type: none"> <li>1. Which is not a testing technique?</li> <li>2. Which is a testing technique?</li> <li>3. Which is a testing technique?</li> <li>4. Which is a testing technique?</li> <li>5. Which is a testing technique?</li> <li>6. Which is a testing technique?</li> <li>7. Which is a testing technique?</li> <li>8. Which is a testing technique?</li> <li>9. Which is a testing technique?</li> <li>10. Which is a testing technique?</li> </ul> |            |  |     |      |           |      |            |      |     |      |          |      |

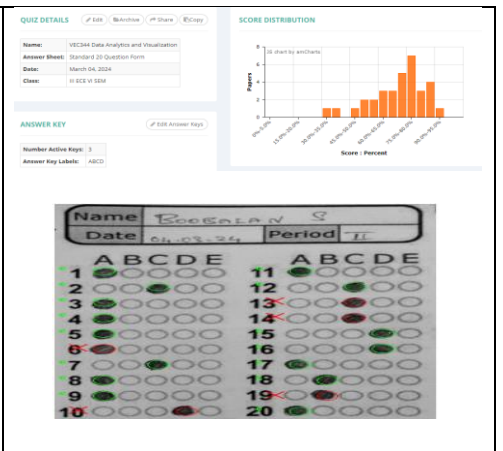
|                                     |               |  |                  |    |  |  |           |   |                                     |   |                                  |      |                        |   |          |   |           |      |               |   |              |   |
|-------------------------------------|---------------|--|------------------|----|--|--|-----------|---|-------------------------------------|---|----------------------------------|------|------------------------|---|----------|---|-----------|------|---------------|---|--------------|---|
|                                     |               | VCS-341 Multimedia System                | One minute paper | 63 | To encourage the students to recollect the Multimedia Transmisson protocols      | <p>one minute Activity</p> <p>Kamalakannan G<br/>III - CSEA<br/>21KCS047</p> <ol style="list-style-type: none"> <li>1. Run length encode</li> <li>2. PCM</li> <li>3. AdPCM</li> <li>4. BMP</li> <li>5. Frames</li> <li>6. text compression</li> <li>7. Gray scale</li> <li>8. Pix map</li> <li>9. multi map</li> <li>10. data handling</li> <li>11. data compression</li> </ol> <p>Activate Windows<br/>Go to Settings to activate Windows</p>   |           |   |                                     |   |                                  |      |                        |   |          |   |           |      |               |   |              |   |
| 28.                                 | S.Athilakshmi | CS2202-Design and Analysis of Algorithms | Quiz             | 61 | To give the depth knowledge on introduction to design and analysis of algorithms | <p>Results Summary</p> <p>Review answers   Post scores   ...</p> <p>1. What is an algorithm? (1 point)<br/>85% of respondents (52 of 61) answered this question correctly.</p> <p>View Details</p> <table border="1"> <tr><td>A problem</td><td>4</td></tr> <tr><td>A solution to a problem that is ...</td><td>4</td></tr> <tr><td>A step-by-step procedure for ...</td><td>52 ✓</td></tr> <tr><td>A programming language</td><td>1</td></tr> </table> <p>2. Which of the following is NOT a characteristic of an algorithm? (1 point)<br/>69% of respondents (42 of 61) answered this question correctly.</p> <p>View Details   Insights</p> <table border="1"> <tr><td>Fineness</td><td>8</td></tr> <tr><td>Ambiguity</td><td>42 ✓</td></tr> <tr><td>Effectiveness</td><td>6</td></tr> <tr><td>Definiteness</td><td>5</td></tr> </table> <p>3. What does Big-O notation describe? (1 point)<br/>27% of respondents (16 of 61) answered this question correctly.</p> | A problem | 4 | A solution to a problem that is ... | 4 | A step-by-step procedure for ... | 52 ✓ | A programming language | 1 | Fineness | 8 | Ambiguity | 42 ✓ | Effectiveness | 6 | Definiteness | 5 |
| A problem                           | 4             |  |                  |    |  |  |           |   |                                     |   |                                  |      |                        |   |          |   |           |      |               |   |              |   |
| A solution to a problem that is ... | 4             |  |                  |    |  |  |           |   |                                     |   |                                  |      |                        |   |          |   |           |      |               |   |              |   |
| A step-by-step procedure for ...    | 52 ✓          |  |                  |    |  |  |           |   |                                     |   |                                  |      |                        |   |          |   |           |      |               |   |              |   |
| A programming language              | 1             |  |                  |    |  |  |           |   |                                     |   |                                  |      |                        |   |          |   |           |      |               |   |              |   |
| Fineness                            | 8             |  |                  |    |  |  |           |   |                                     |   |                                  |      |                        |   |          |   |           |      |               |   |              |   |
| Ambiguity                           | 42 ✓          |  |                  |    |  |  |           |   |                                     |   |                                  |      |                        |   |          |   |           |      |               |   |              |   |
| Effectiveness                       | 6             |  |                  |    |  |  |           |   |                                     |   |                                  |      |                        |   |          |   |           |      |               |   |              |   |
| Definiteness                        | 5             |  |                  |    |  |  |           |   |                                     |   |                                  |      |                        |   |          |   |           |      |               |   |              |   |

| 29.              |                 |                                     | Worksheet | 61 | To give more practice on Algorithm Approaches |  <p>Roll number: _____ Section: CS2252 – Design and analysis of Algorithms Name: _____</p> <p><b>WORKSHEET: EXHAUSTIVE SEARCH</b></p> <p>1. Travelling salesman Problem using Exhaustive Search</p> <p>Given 4 cities with known distances between each pair, find the shortest tour that passes through all the cities exactly once before returning to the starting city (Hamiltonian Circuit).</p>  <table border="1" data-bbox="1606 358 1990 440"> <thead> <tr> <th>Tour from a to a</th> <th>Length</th> </tr> </thead> <tbody> <tr> <td>a→b→c→d→a</td> <td>2+3+7+8 = 17</td> </tr> <tr> <td>a→c→b→d→a</td> <td>2+4+7+8 = 21</td> </tr> <tr> <td>a→c→d→b→a</td> <td></td> </tr> <tr> <td>a→d→b→c→a</td> <td></td> </tr> </tbody> </table> | Tour from a to a | Length | a→b→c→d→a | 2+3+7+8 = 17 | a→c→b→d→a | 2+4+7+8 = 21 | a→c→d→b→a |  | a→d→b→c→a |  |
|------------------|-----------------|-------------------------------------|-----------|----|---|---|------------------|--------|-----------|--------------|-----------|--------------|-----------|--|-----------|--|
| Tour from a to a | Length          |                                     |           |    |   |   |                  |        |           |              |           |              |           |  |           |  |
| a→b→c→d→a        | 2+3+7+8 = 17    |                                     |           |    |   |   |                  |        |           |              |           |              |           |  |           |  |
| a→c→b→d→a        | 2+4+7+8 = 21    |                                     |           |    |   |   |                  |        |           |              |           |              |           |  |           |  |
| a→c→d→b→a        |                 |                                     |           |    |   |   |                  |        |           |              |           |              |           |  |           |  |
| a→d→b→c→a        |                 |                                     |           |    |   |   |                  |        |           |              |           |              |           |  |           |  |
| 30.              |                 |                                     | Seminar   | 61 | To explore and share the knowledge acquired   |  <p>GPS Map Camera</p> <p>Tennamanallur, Tamil Nadu, India<br/> MXF7+6V6, Tennamanallur, Tamil Nadu<br/> 625701, India<br/> Lat 9.673371°<br/> Long 77.964608°<br/> 02/03/24 11:41 AM GMT +05:30</p>  |                  |        |           |              |           |              |           |  |           |  |
| 31.              | V.Rajesh Kannan | CS2201 Data Base Management Systems | Roll Play | 55 | To Demonstrate Transaction process in DBMS    |  <p>GPS Map Camera</p> <p>Chittoor, Tamil Nadu, India<br/> MXC7+WVM, Chittoor, Tamil Nadu 625701, India<br/> Lat 12.92979°<br/> Long 77.58501°<br/> 26/03/24 09:54 AM GMT +05:30</p>   |                  |        |           |              |           |              |           |  |           |  |

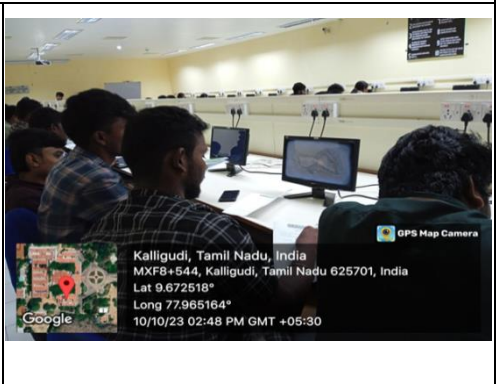
|     |                    |  |  |              |  |   |
|-----|--------------------|--|--|--------------|--|---|
| 33. | S. ALWYN RAJIV     | EC2201 – Digital System Design and Microprocessors | Expert Lecture   | 53           | To know more detail concept in Decoder                                 |  <p>Chittoor, Tamil Nadu, India<br/>MXF7+9XG, Chittoor, Tamil Nadu 625701, India<br/>Lat 9.673862°<br/>Long 77.964702°<br/>21/09/23 12:53 PM GMT +05:30</p>                      |
| 34. | S. ALWYN RAJIV     | EC2201 – Digital System Design and Microprocessors | Roll Play  | 50           | To know more detail concept in Ring and Johnson Counter                |  <p>Chittoor, Tamil Nadu, India<br/>MXF7+9XG, Chittoor, Tamil Nadu 625701, India<br/>Lat 9.673514° Long 77.964728°<br/>09/10/23 03:02 PM GMT +05:30</p>                          |
| 35. | Dr. R. SURESH BABU | EC2207 – SIGNALS AND SYSTEMS                       | Lecture Video Sharing in Youtube – Signals and Systems | All Students | Students easy to use the content in any time any where – Self Learning | <p>Link :<br/><a href="https://youtu.be/bp3npjjuul0?si=0hB8oW-KyGH2CKV6">https://youtu.be/bp3npjjuul0?si=0hB8oW-KyGH2CKV6</a></p> <p>Link :<br/><a href="https://youtu.be/4Ze7JanfvLU?si=G3Ce0j4x73TLglZr">https://youtu.be/4Ze7JanfvLU?si=G3Ce0j4x73TLglZr</a></p> |

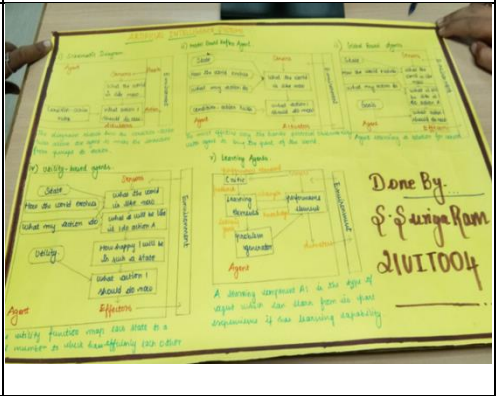
|     |                    |  |  |              |  |  |
|-----|--------------------|--|--|--------------|--|--|
| 36. | Dr. S. NISHARANI   | EC2207 – SIGNALS AND SYSTEMS                   | Lecture Video Sharing in Youtube – Signals and Systems             | All Students | Students easy to use the content in any time any where – Self Learning | Basics of Signals and System<br><br>Link : <a href="https://youtu.be/aYd4oqLuFO4?si=2-2lkoBfpOhmwMX">https://youtu.be/aYd4oqLuFO4?si=2-2lkoBfpOhmwMX</a><br><br>Z - Transform<br><br>Link : <a href="https://youtu.be/5kPxSgjlLP4?si=q-jokBRSWDaww9_d">https://youtu.be/5kPxSgjlLP4?si=q-jokBRSWDaww9_d</a>  |
| 37. | Mr. S. ALWYN RAJIV | EC2257 - Linear Integrated Circuits Laboratory | Youtube Video & Virtual Lab (Every Circuits) – Inverting Amplifier | All Students | Self-Learning and Better Understanding the Concept                     | Youtube Link : <a href="https://www.youtube.com/watch?v=ZdLdwx0sVKA&amp;list=PLaElDjWnnd3GwuKWoszClonzdX1Y2We&amp;index=6">https://www.youtube.com/watch?v=ZdLdwx0sVKA&amp;list=PLaElDjWnnd3GwuKWoszClonzdX1Y2We&amp;index=6</a><br><br>Virtual Lab Link : <a href="https://everycircuit.com/circuit/4784859276640256/inverting-amplifier">https://everycircuit.com/circuit/4784859276640256/inverting-amplifier</a> |
| 38. | Dr. R. SURESH BABU | EC2352 - Statistical Theory of Communication   | Youtube Video – Non Inverting Amplifier                            | All Students | Self-Learning and Better Understanding the Concept                     | Auto Correlation Function and Its Application<br><br>Link : <a href="https://youtu.be/ecERrXbD42o?si=rMz8hVCu9PhMqTsn">https://youtu.be/ecERrXbD42o?si=rMz8hVCu9PhMqTsn</a><br><br>Power Spectrum of Autocorrelation Function<br><br>Link : <a href="https://youtu.be/F1b--d07NYc?si=qQsBFeqmICp8R4Hj">https://youtu.be/F1b--d07NYc?si=qQsBFeqmICp8R4Hj</a><br><br>Properties Power Spectrum of                      |

|     |                |   |  |             |  |   |
|-----|----------------|---|--|-------------|--|---|
|     |                |   |  |             |  | <p>Autocorrelation Function</p> <p>Link :<br/> <a href="https://youtu.be/Do_V76d3v3w?si=hSpi88QRReGwRodv">https://youtu.be/Do_V76d3v3w?si=hSpi88QRReGwRodv</a></p> <p>Tutorial Problem :</p> <p>Link :<br/> <a href="https://youtu.be/360MUu2Wet8?si=HYijUQL-hObU8Fj9">https://youtu.be/360MUu2Wet8?si=HYijUQL-hObU8Fj9</a></p>   |
| 39. | S. ALWYN RAJIV | VEC311 – Digital VLSI Design and Technology | Modern Tool Usage (Deeds Digital Circuit Simulator & Xilinx) | 60 Students | Students able to use the Modern Tools for Design of Digital Circuit and Analysis it. |    |
| 40. | S. ALWYN RAJIV | VEC311 – Digital VLSI Design and Technology | Count Sharing in Blog  | 60 Students | Students easy to use the content in any time any where                               | <p>Link :<br/> <a href="https://sarlearningcenter.wordpress.com/digital-vlsi-design-and-technology/">https://sarlearningcenter.wordpress.com/digital-vlsi-design-and-technology/</a></p> <p>HOME ABOUT SUBJECTS LAB MCQ VIDEOS CONTACT</p> <p><b>Digital VLSI Design and Technology</b></p> <p>Syllabus – <a href="#">Click Here to Download</a></p> <p>Course Plan – <a href="#">Click Here to Download</a></p> <p>Course Material</p> |

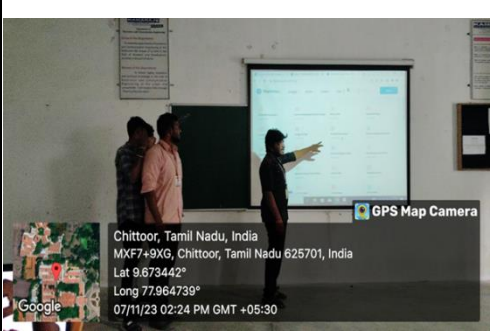


|     |                |   |                            |             |                       |   |
|-----|----------------|---|----------------------------|-------------|-----------------------|---|
| 41. | S. ALWYN RAJIV | VEC344 – Data Analytics and Visualization | MCQ Test Using – Zip Grade | 33 Students | Innovative Assessment |  |
|-----|----------------|---|----------------------------|-------------|-----------------------|---|

42.


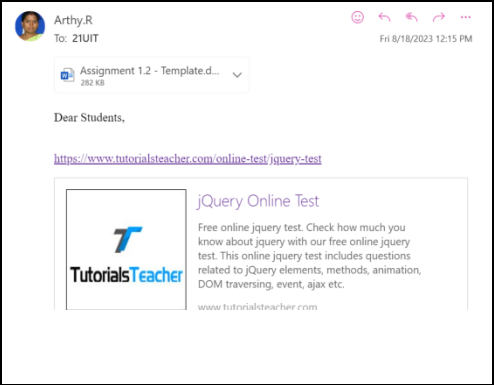

|     |               |  |                                |    |  |  |
|-----|---------------|--|--------------------------------|----|--|--|
| 43. | P.Mahalakshmi | IT2302 – Artificial Intelligence Systems | Worksheet for Crypt arithmetic | 64 | To enhance the problem solving capability in crypt arithmetic. |  |
|-----|---------------|--|--------------------------------|----|--|--|

|     |               |  |                                     |    |   |   |
|-----|---------------|--|-------------------------------------|----|---|---|
| 44. | P.Mahalakshmi | IT2302 – Artificial Intelligence Systems | Mind Mapping on Structure of agents | 64 | Mind mapping is a graphical technique that helps the students to understand the concepts of intelligent agent structures. |  |
|-----|---------------|--|-------------------------------------|----|---|---|



|     |               |  |                                  |    |   |  |
|-----|---------------|--|----------------------------------|----|---|--|
| 45. | P.Mahalakshmi | IT2302 – Artificial Intelligence Systems | Brainstorming                    | 64 | To create awareness of AI tools availability and usage of that tools. |   |
| 46. | .Mahalakshmi  | VIT322 – Agile Methodologies             | Workshop on Agile with JIRA tool | 34 | To provide hands on experience in Agile JIRA tool                     |   |
| 47. | Dr. R. Arthy  | IT2202 – Object Oriented Programming     | Project Development              | 60 | To develop programming skills.  |  |

|     |              |                             |                     |    |  |   |
|-----|--------------|-----------------------------|---------------------|----|--|---|
| 48. | Dr. R. Arthy | IT2251 – Data Structures    | Role Play           | 60 | To enrich the knowledge in basic concepts                                |    |
| 49. | Dr. R. Arthy | VIT336 – Recommender System | Poster Presentation | 46 | To develop presentation skills and understanding of project development. |    |
| 50. | Dr. R. Arthy | VIT336 – Recommender System | Video Presentation  | 46 | To inculcate the content creation skill                                  |  |

|     |              |                                     |                             |    |  |  |
|-----|--------------|-------------------------------------|-----------------------------|----|--|--|
| 51. | Dr. R. Arthy | IT2304 – Full Stack Web Development | Department Website Creation | 64 | To improve the knowledge in front end creation and enhance the presentation skill. |   |
| 52. | Dr. R. Arthy | IT2304 – Full Stack Web Development | Online Quiz on jQuery       | 63 | To enhance the basic knowledge in jQuery.  |   |
| 53. | Dr. R. Arthy | IT2304 – Full Stack Web Development | Crossword Puzzle            | 64 | To make clear the terms in reactJS.  |  |



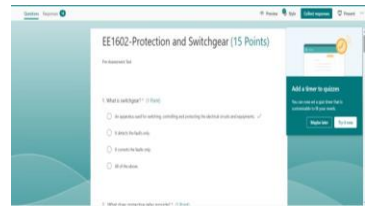

(An Autonomous Institution - AFFILIATED TO ANNA UNIVERSITY, CHENNAI)

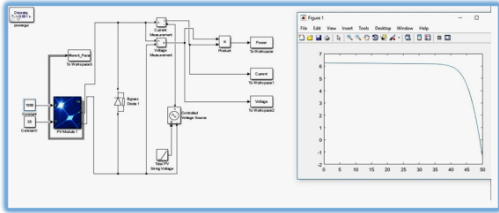
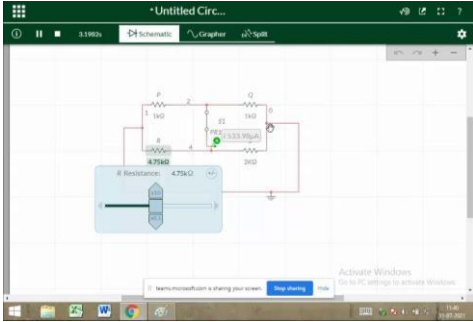

S.P.G.Chidambara Nadar - C.Nagamal Campus


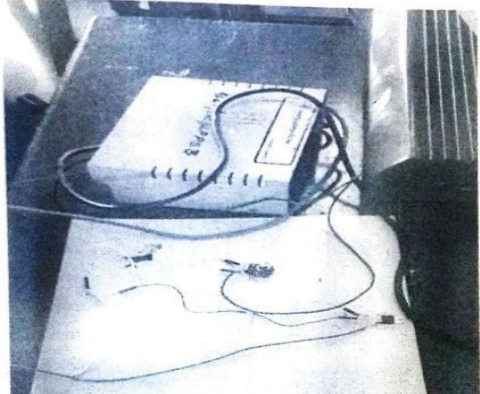
S.P.G.C. Nagar, K.Vellakulam – 625 701 (Near VIRUDHUNAGAR).




ICT Tools/Activity Based Learning followed in Class Room Teaching


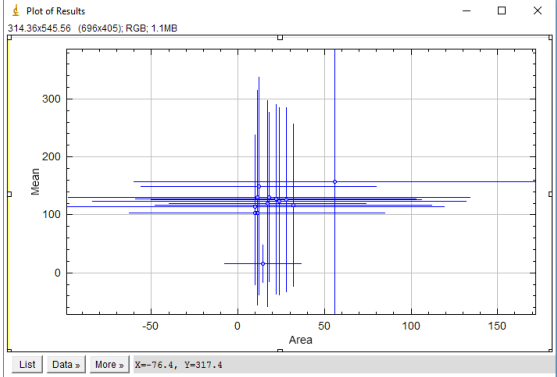
**Academic Year 2023-2024 ODD**

| S. No.  | Name of the Faculty | Subject code & name              | ICT tool / ABL | Purpose                   | Remarks   |
|---|---------------------|----------------------------------|----------------|---------------------------|---|
| <b>DEPARTMENT OF ELECTRICAL AND ELECTRONICS ENGINEERING</b> |                     |                                  |                |                           |   |
| <b>Academic Year 2023-2024 ODD</b>                          |                     |                                  |                |                           |   |
| 1.  | K.Ganesan AP / EE   | EE1602-Protection and Switchgear | MS Teams       | Assessment and Evaluation |    |
| 2.  | R.GanesanAP/EEE     | EE1501 Power System Analysis     | ICT tool       | Content Delivery          |  |

| S. No. | Name of the Faculty               | Subject code & name             | ICT tool / ABL               | Purpose              | Remarks   |
|--------|-----------------------------------|---------------------------------|------------------------------|----------------------|---|
| 3.     | Dr. D. Prince Winston<br>Prof/EEE | EE1603 Renewable Energy Systems | MAT LAB<br>Software          | Content Delivery     |    |
| 4.     | K.Ganesan<br>AP / EE              | EE2206 Circuit Theory lab       | NI Multisim                  | Content Delivery     |    |
| 5.     | T.Hari Prasath AP / EEE           | MG8591 Principles of Management | Mock Interview Through Teams | Process of Interview |  |

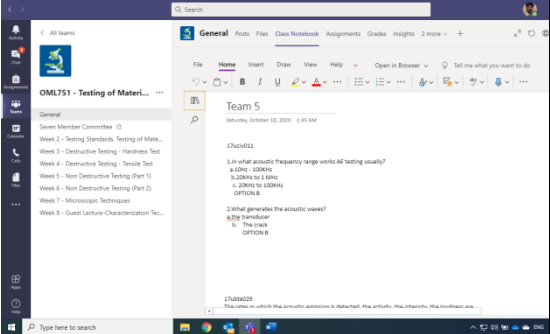
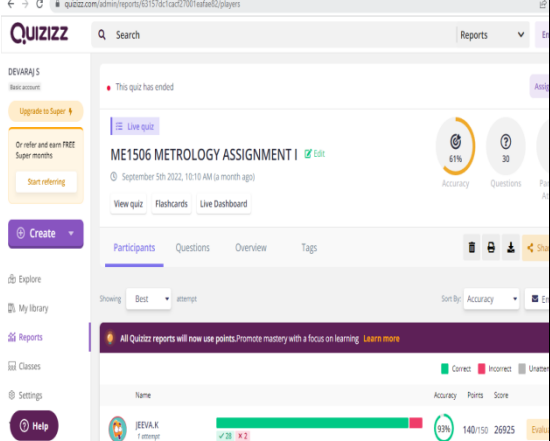
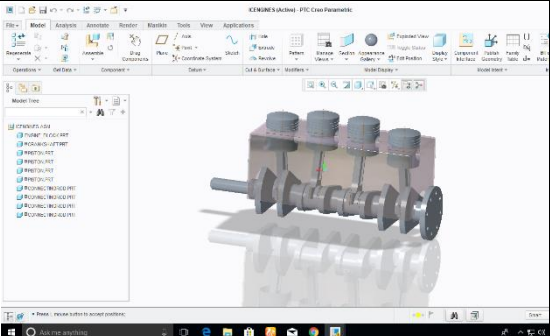
| S. No. | Name of the Faculty    | Subject code & name                               | ICT tool / ABL         | Purpose                                   | Remarks  |
|--------|------------------------|---|------------------------|---|--|
| 6.     | K. Ganesan<br>AP / EEE | Protection and<br>Switchgear                      | Project Based Learning | Working<br>Principles of<br>Relay         |   |
| 7.     | S. Jegan<br>AP / EEE   | Linear Integrated<br>Circuits and<br>Applications | Project Based Learning | Working<br>Principles of<br>Regulator ICs |  |


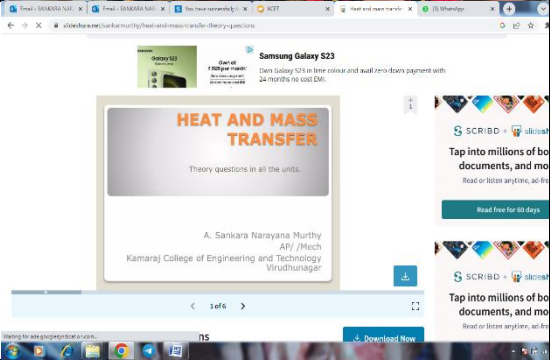

| S. No. | Name of the Faculty | Subject code & name                    | ICT tool / ABL         | Purpose            | Remarks   |
|--------|---------------------|--|------------------------|--------------------|---|
| 8.     | S.Ramesh Prabhu     | DesignThinking                         | ActivityBased Learning | Innovation Contest |   |
| 9.     | Dr. A. Rajavel      | Micro processors and Micro controllers | Mini-Project Contest   | Content Delivery   |   |

| S. No.                                      | Name of the Faculty          | Subject code & name                    | ICT tool / ABL                                      | Purpose                                  | Remarks  |
|---|------------------------------|--|---|--|--|
| 10.   | Dr. A. Rajavel               | Micro processors and Micro controllers | Arduino IDE   | Content Delivery                         |   |
| 11.   | B. Guru karthik Babu, AP/EEE | GE8073- Fundamentals of Nano Science   | Measurement of particle size using Image J software | For experimentation and Content Delivery |  |
| <b>DEPARTMENT OF MECHANICAL ENGINEERING</b> |                              |  |   |  |  |


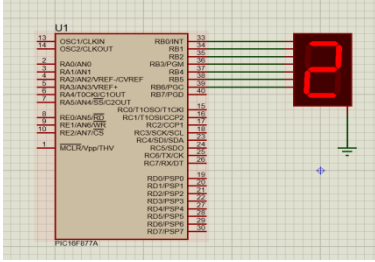
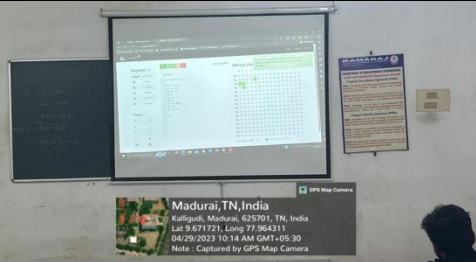



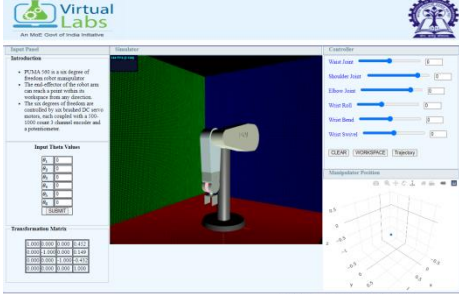

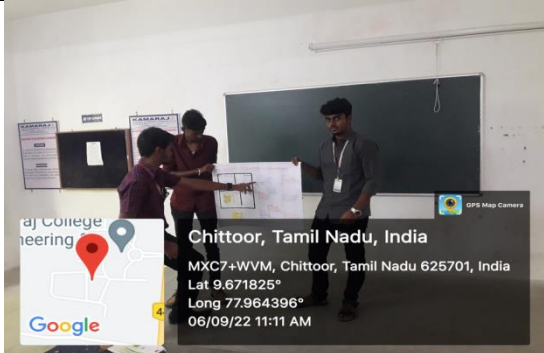
| S. No. | Name of the Faculty  | Subject code & name              | ICT tool / ABL  | Purpose  | Remarks  |
|--------|----------------------|----------------------------------|---|--|--|
| 12.    | Mr.S.Muthu Natarajan | GE2201 & Design Thinking         | Activity Based Learning through UIA Logo Contest            | To remember the concepts of idea generation in design thinking.  | <p>GE2201 Design Thinking - UIA Logo Contest</p> |
| 13.    | Dr. B. PRABHU        | OIM551&World Class Manufacturing | mates.<br>QUIZ through Fish Bowl                            | To know the contents of WCM concepts through their batch   |  |
| 14.    | J.LAVANYA            | OCS151&Programming in Python     | Activity Based Learning through Online quiz, Slido activity | Slido quiz were given to the students to get understand the concepts related to Variables, expressions and tuple assignments |  |



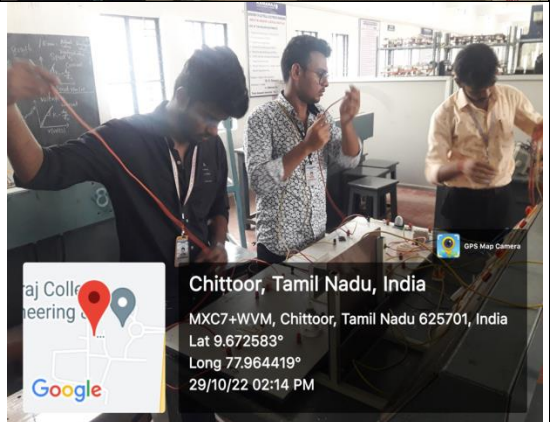
| S. No. | Name of the Faculty      | Subject code & name                         | ICT tool / ABL                                | Purpose   | Remarks  |
|--------|--------------------------|---|---|---|--|
| 15.    | Mr .R. SAKTHIVEL MURUGAN | OML 751&Testing of Materials                | One Notebook Team Coloration (Group Activity) | To make students to familiar in MCQ question pattern with team building.                                |   |
| 16.    | S.DEVARAJ                | ME1506&Metrology and Measurement Techniques | Quizizz                                       | To summaries the data and analyze statistical data effectively.   |   |
| 17.    | Mr.R.Sakthivel Murugan   | ME1311&CAD/CAM LAB                          | Creative Thinking -Design Project             | To make students to think out of box and to design it via 3D CAD modelling software with documentation. |  |

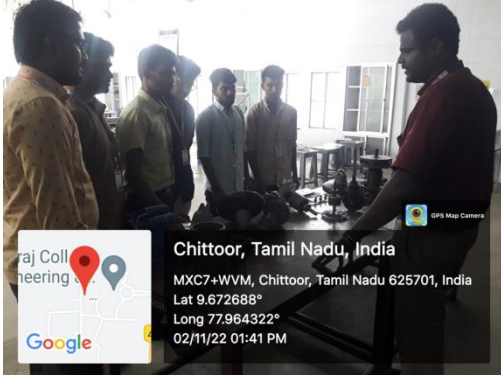

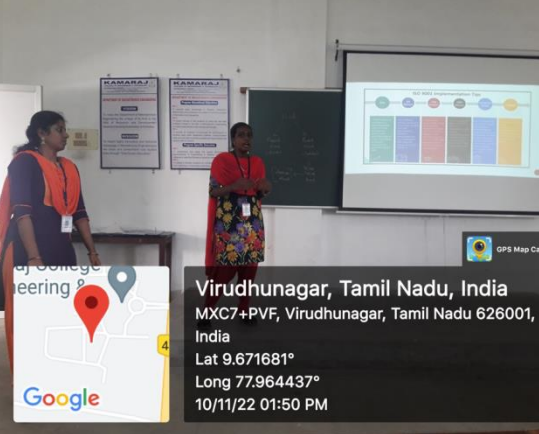
| S. No. | Name of the Faculty              | Subject code & name  | ICT tool / ABL  | Purpose  | Remarks   |
|--------|----------------------------------|--|---|--|---|
| 18.    | <b>Mr.R.Sakthivel Murugan</b>    | <b>GE2201&amp;Design Thinking</b>                          | <b>Paper Tower Building Activity (Group Activity)</b> | To make students to create paper tower as a team building activity.  |    |
| 19.    | <b>A.Sankara Narayana Murthy</b> | <b>ME1603&amp;Heat and Mass Transfer</b>                   | <b>Slide Share</b>                                    | Students understood the basic theory parts of the Heat and mass transfer and the definitions involved in it. |   |
| 20.    | <b>Madhan N R</b>                | <b>ME1634&amp;DESIGN OF JIGS, FIXTURES AND PRESS TOOLS</b> | <b>Industrial Visit</b>                               | Students visited SUN PRESSING (P) LTD on 01.04.2023. to gain practical knowledge                             |  |

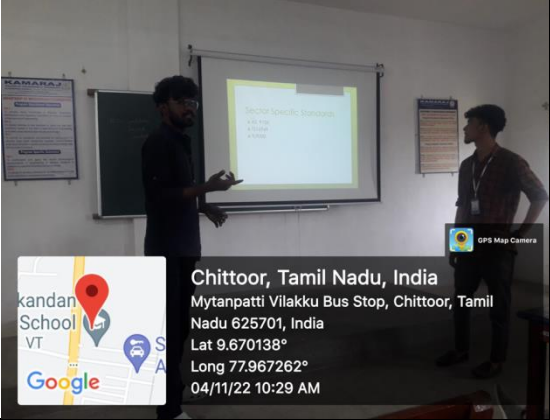
**DEPARTMENT OF MECHARONICS ENGINEERING**

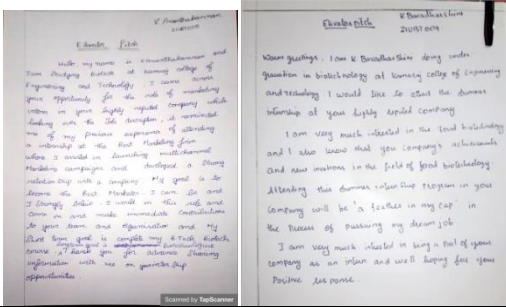

| S. No. | Name of the Faculty   | Subject code & name                            | ICT tool / ABL                                    | Purpose  | Remarks   |
|--------|---|--|---|--|---|
| 21.    | Mr. S. Wesley Moses Samdoss AP/MTRE                             | GE2201 Design Thinking                         | Activity based learning                           | To understand the various stages in customer journey maps        |    |
| 22.    | Dr. K. Kannan Prof / MTRE<br>Mr. S.Wesley Moses Samdoss AP/MTRE | MT8791 Embedded System Design                  | ICT tool – Proteus for Microcontroller simulation | Apply the various programming concepts using PIC Microcontroller |    |
| 23.    | Mr. S.Wesley Moses Samdoss AP/MTRE                              | MT2251 Digital Electronics and Microprocessors | ICT tool- 8085 online simulator                   | Apply the various programming concepts using 8085 Microprocessor |   |
| 24.    | Mr. S.Wesley Moses Samdoss AP/MTRE                              | MT1636 Service and Field Robotics              | ICT Tool – Video lecture                          | To understand the various functions of Robots and its types      |  |

| S. No. | Name of the Faculty   | Subject code & name                       | ICT tool / ABL                             | Purpose   | Remarks  |        |              |               |    |          |                         |    |         |  |    |              |                       |    |            |  |    |               |                       |    |               |  |    |             |                      |    |                    |  |    |                  |                          |     |                  |  |     |               |                 |     |              |  |     |                |                                 |     |                 |  |     |                       |                         |     |               |  |
|--------|---|---|--|---|--|--------|--------------|---------------|----|----------|-------------------------|----|---------|--|----|--------------|-----------------------|----|------------|--|----|---------------|-----------------------|----|---------------|--|----|-------------|----------------------|----|--------------------|--|----|------------------|--------------------------|-----|------------------|--|-----|---------------|-----------------|-----|--------------|--|-----|----------------|---------------------------------|-----|-----------------|--|-----|-----------------------|-------------------------|-----|---------------|--|
| 25.    | Dr.K.Kannan Prof/MTRE<br><br>Mr. S.Wesley Moses Samdoss AP/MTRE | MT8781 Robotics Laboratory                | ICT Tool – Robot Manipulator Simulation    | To understand the functioning of 6 DOF robot manipulator  |   |        |              |               |    |          |                         |    |         |  |    |              |                       |    |            |  |    |               |                       |    |               |  |    |             |                      |    |                    |  |    |                  |                          |     |                  |  |     |               |                 |     |              |  |     |                |                                 |     |                 |  |     |                       |                         |     |               |  |
| 26.    | Mr. A. Ganesan, AP/MTRE   | MT1631 Autotronics                        | Activity based learning                    | To understand the recent trends the students are asked to take a seminar on recent technologies in Automotive Industry. | <table border="1"> <thead> <tr> <th>S. No.</th> <th>Student Name</th> <th>Seminar Topic</th> </tr> </thead> <tbody> <tr><td>1.</td><td>NAVEEN R</td><td>Traction Control System</td></tr> <tr><td>2.</td><td>RAHUL G</td><td></td></tr> <tr><td>3.</td><td>GEM RELTON R</td><td>Cruise Control System</td></tr> <tr><td>4.</td><td>VEERANAN C</td><td></td></tr> <tr><td>5.</td><td>KARTHIKEYAN S</td><td>Electronic Suspension</td></tr> <tr><td>6.</td><td>SAKTHI BALA K</td><td></td></tr> <tr><td>7.</td><td>RAMANAVEL R</td><td>On Board Diagnostics</td></tr> <tr><td>8.</td><td>NAVEEN PRAKASH M.E</td><td></td></tr> <tr><td>9.</td><td>ANANDAKRISHNAN V</td><td>Anti-Lock Braking system</td></tr> <tr><td>10.</td><td>BHUVANESHWARAN S</td><td></td></tr> <tr><td>11.</td><td>SABARIVASAN S</td><td>MEMS in Airbags</td></tr> <tr><td>12.</td><td>MANIKANDAN R</td><td></td></tr> <tr><td>13.</td><td>HARRISH BABU K</td><td>Centralized Door Locking System</td></tr> <tr><td>14.</td><td>KRISHNA KUMAR P</td><td></td></tr> <tr><td>15.</td><td>HARISH RAMACHANDRAN V</td><td>Climate Control in Cars</td></tr> <tr><td>16.</td><td>ESAKKIANAND R</td><td></td></tr> </tbody> </table> | S. No. | Student Name | Seminar Topic | 1. | NAVEEN R | Traction Control System | 2. | RAHUL G |  | 3. | GEM RELTON R | Cruise Control System | 4. | VEERANAN C |  | 5. | KARTHIKEYAN S | Electronic Suspension | 6. | SAKTHI BALA K |  | 7. | RAMANAVEL R | On Board Diagnostics | 8. | NAVEEN PRAKASH M.E |  | 9. | ANANDAKRISHNAN V | Anti-Lock Braking system | 10. | BHUVANESHWARAN S |  | 11. | SABARIVASAN S | MEMS in Airbags | 12. | MANIKANDAN R |  | 13. | HARRISH BABU K | Centralized Door Locking System | 14. | KRISHNA KUMAR P |  | 15. | HARISH RAMACHANDRAN V | Climate Control in Cars | 16. | ESAKKIANAND R |  |
| S. No. | Student Name  | Seminar Topic                             |  |   |  |        |              |               |    |          |                         |    |         |  |    |              |                       |    |            |  |    |               |                       |    |               |  |    |             |                      |    |                    |  |    |                  |                          |     |                  |  |     |               |                 |     |              |  |     |                |                                 |     |                 |  |     |                       |                         |     |               |  |
| 1.     | NAVEEN R  | Traction Control System                   |  |   |  |        |              |               |    |          |                         |    |         |  |    |              |                       |    |            |  |    |               |                       |    |               |  |    |             |                      |    |                    |  |    |                  |                          |     |                  |  |     |               |                 |     |              |  |     |                |                                 |     |                 |  |     |                       |                         |     |               |  |
| 2.     | RAHUL G   |   |  |   |  |        |              |               |    |          |                         |    |         |  |    |              |                       |    |            |  |    |               |                       |    |               |  |    |             |                      |    |                    |  |    |                  |                          |     |                  |  |     |               |                 |     |              |  |     |                |                                 |     |                 |  |     |                       |                         |     |               |  |
| 3.     | GEM RELTON R  | Cruise Control System                     |  |   |  |        |              |               |    |          |                         |    |         |  |    |              |                       |    |            |  |    |               |                       |    |               |  |    |             |                      |    |                    |  |    |                  |                          |     |                  |  |     |               |                 |     |              |  |     |                |                                 |     |                 |  |     |                       |                         |     |               |  |
| 4.     | VEERANAN C  |   |  |   |  |        |              |               |    |          |                         |    |         |  |    |              |                       |    |            |  |    |               |                       |    |               |  |    |             |                      |    |                    |  |    |                  |                          |     |                  |  |     |               |                 |     |              |  |     |                |                                 |     |                 |  |     |                       |                         |     |               |  |
| 5.     | KARTHIKEYAN S   | Electronic Suspension                     |  |   |  |        |              |               |    |          |                         |    |         |  |    |              |                       |    |            |  |    |               |                       |    |               |  |    |             |                      |    |                    |  |    |                  |                          |     |                  |  |     |               |                 |     |              |  |     |                |                                 |     |                 |  |     |                       |                         |     |               |  |
| 6.     | SAKTHI BALA K   |   |  |   |  |        |              |               |    |          |                         |    |         |  |    |              |                       |    |            |  |    |               |                       |    |               |  |    |             |                      |    |                    |  |    |                  |                          |     |                  |  |     |               |                 |     |              |  |     |                |                                 |     |                 |  |     |                       |                         |     |               |  |
| 7.     | RAMANAVEL R   | On Board Diagnostics                      |  |   |  |        |              |               |    |          |                         |    |         |  |    |              |                       |    |            |  |    |               |                       |    |               |  |    |             |                      |    |                    |  |    |                  |                          |     |                  |  |     |               |                 |     |              |  |     |                |                                 |     |                 |  |     |                       |                         |     |               |  |
| 8.     | NAVEEN PRAKASH M.E  |   |  |   |  |        |              |               |    |          |                         |    |         |  |    |              |                       |    |            |  |    |               |                       |    |               |  |    |             |                      |    |                    |  |    |                  |                          |     |                  |  |     |               |                 |     |              |  |     |                |                                 |     |                 |  |     |                       |                         |     |               |  |
| 9.     | ANANDAKRISHNAN V  | Anti-Lock Braking system                  |  |   |  |        |              |               |    |          |                         |    |         |  |    |              |                       |    |            |  |    |               |                       |    |               |  |    |             |                      |    |                    |  |    |                  |                          |     |                  |  |     |               |                 |     |              |  |     |                |                                 |     |                 |  |     |                       |                         |     |               |  |
| 10.    | BHUVANESHWARAN S  |   |  |   |  |        |              |               |    |          |                         |    |         |  |    |              |                       |    |            |  |    |               |                       |    |               |  |    |             |                      |    |                    |  |    |                  |                          |     |                  |  |     |               |                 |     |              |  |     |                |                                 |     |                 |  |     |                       |                         |     |               |  |
| 11.    | SABARIVASAN S   | MEMS in Airbags                           |  |   |  |        |              |               |    |          |                         |    |         |  |    |              |                       |    |            |  |    |               |                       |    |               |  |    |             |                      |    |                    |  |    |                  |                          |     |                  |  |     |               |                 |     |              |  |     |                |                                 |     |                 |  |     |                       |                         |     |               |  |
| 12.    | MANIKANDAN R  |   |  |   |  |        |              |               |    |          |                         |    |         |  |    |              |                       |    |            |  |    |               |                       |    |               |  |    |             |                      |    |                    |  |    |                  |                          |     |                  |  |     |               |                 |     |              |  |     |                |                                 |     |                 |  |     |                       |                         |     |               |  |
| 13.    | HARRISH BABU K  | Centralized Door Locking System           |  |   |  |        |              |               |    |          |                         |    |         |  |    |              |                       |    |            |  |    |               |                       |    |               |  |    |             |                      |    |                    |  |    |                  |                          |     |                  |  |     |               |                 |     |              |  |     |                |                                 |     |                 |  |     |                       |                         |     |               |  |
| 14.    | KRISHNA KUMAR P   |   |  |   |  |        |              |               |    |          |                         |    |         |  |    |              |                       |    |            |  |    |               |                       |    |               |  |    |             |                      |    |                    |  |    |                  |                          |     |                  |  |     |               |                 |     |              |  |     |                |                                 |     |                 |  |     |                       |                         |     |               |  |
| 15.    | HARISH RAMACHANDRAN V   | Climate Control in Cars                   |  |   |  |        |              |               |    |          |                         |    |         |  |    |              |                       |    |            |  |    |               |                       |    |               |  |    |             |                      |    |                    |  |    |                  |                          |     |                  |  |     |               |                 |     |              |  |     |                |                                 |     |                 |  |     |                       |                         |     |               |  |
| 16.    | ESAKKIANAND R   |   |  |   |  |        |              |               |    |          |                         |    |         |  |    |              |                       |    |            |  |    |               |                       |    |               |  |    |             |                      |    |                    |  |    |                  |                          |     |                  |  |     |               |                 |     |              |  |     |                |                                 |     |                 |  |     |                       |                         |     |               |  |
| 27.    | Mr. A. Ganesan, AP/MTRE   | MT2203 Fluid Mechanics & Thermal Sciences | ICT Tool - Kahoot                          | Assignment 1 were conducted through Kahoot Platform   |    |        |              |               |    |          |                         |    |         |  |    |              |                       |    |            |  |    |               |                       |    |               |  |    |             |                      |    |                    |  |    |                  |                          |     |                  |  |     |               |                 |     |              |  |     |                |                                 |     |                 |  |     |                       |                         |     |               |  |
| 28.    | Mr. A. ARULKUMAR, AP/MTRE                                       | MT2202-Electrical Circuits and Machines   | Activity based learning - Think Pair Share | To understand Energy Calculation for different Home appliances, To find out Total Connected Load                        |   |        |              |               |    |          |                         |    |         |  |    |              |                       |    |            |  |    |               |                       |    |               |  |    |             |                      |    |                    |  |    |                  |                          |     |                  |  |     |               |                 |     |              |  |     |                |                                 |     |                 |  |     |                       |                         |     |               |  |




| S. No. | Name of the Faculty          | Subject code & name                        | ICT tool / ABL   | Purpose   | Remarks  |
|--------|------------------------------|--|--|---|--|
| 29.    | Mr. A. ARULKUMAR,<br>AP/MTRE | MT2202-Electrical<br>Circuits and Machines | Activity based learning -<br>Field Visit to Powerhouse | To understand the<br>Transformer operation and<br>On Load Tap Changer |  <p>Chittoor, Tamil Nadu, India<br/>Kamaraj College Bus Stop, NH 44, Chittoor, Tamil Nadu 625701, India<br/>Lat 9.672122°<br/>Long 77.966232°<br/>31/10/22 01:56 PM</p> |
| 30.    | Mr. A. ARULKUMAR,<br>AP/MTRE | MT2202-Electrical<br>Circuits and Machines | Activity based learning -<br>Field Visit to Powerhouse | To understand the concepts<br>of Industrial Wiring                    |  <p>Chittoor, Tamil Nadu, India<br/>Kamaraj College Bus Stop, NH 44, Chittoor, Tamil Nadu 625701, India<br/>Lat 9.671654°<br/>Long 77.96617°<br/>31/10/22 01:54 PM</p> |
| 31.    | Mr. A. ARULKUMAR,<br>AP/MTRE | MT2202-Electrical<br>Circuits and Machines | Activity based learning -<br>Hands on Demo             | To provide Hands on Practice<br>on House hold Wiring                  |  <p>Chittoor, Tamil Nadu, India<br/>MXC7+WVM, Chittoor, Tamil Nadu 625701, India<br/>Lat 9.672583°<br/>Long 77.964419°<br/>29/10/22 02:14 PM</p>                      |

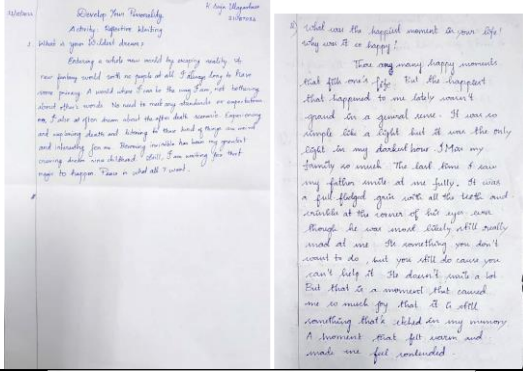

| S. No. | Name of the Faculty       | Subject code & name                     | ICT tool / ABL   |  | Purpose  | Remarks  |
|--------|---------------------------|---|--|--|--|--|
| 32.    | Mr. A. ARULKUMAR, AP/MTRE | MT2202-Electrical Circuits and Machines | Activity based learning - Field Visit to Electrical Machines Lab |  | To demonstrate the Cross Sectional View of different types of Motors and its Rotors and starters |   |
| 33.    | A.Arulkumar,AP/MTRE       | GE8077-Total Quality Management         | Activity based learning - Think Pair Share                       |  | To provide suggestions in TQM Framework followed in the industry they have visited               |   |
| 34.    | A.Arulkumar,AP/MTRE       | GE8077-Total Quality Management         | Activity based learning - Seminar Presentation                   |  | Assignment on Implementation of Kaizen & Benchmarking in your laboratory                         |  |

| S. No. | Name of the Faculty | Subject code & name             | ICT tool / ABL                                 | Purpose  | Remarks   |
|--------|---------------------|---------------------------------|--|--|---|
| 35.    | A.Arulkumar,AP/MTRE | GE8077-Total Quality Management | Activity based learning – Seminar Presentation | To understand the different types of ISO Standards |  |

| S. No.                              | Name of the Faculty | Subject code & name                  | ICT tool / ABL                             | Purpose  | Remarks   |
|-------------------------------------|---------------------|--------------------------------------|--|--|---|
| <b>Department of BIO TECHNOLOGY</b> |                     |                                      |  |  |   |
| 36.                                 | Dr Geetha K         | AUD105 & Developing Your Personality | Elevator Pitch activity                    | Helps to learn give self introduction with an impact and in short time |   |
| 37.                                 | DrGeetha K          | AUD105 & Developing Your Personality | Guessing the phrase through shadow writing | Interactive communication  |  |




| S. No. | Name of the Faculty | Subject code & name                  | ICT tool / ABL              | Purpose   | Remarks   |
|--------|---------------------|--------------------------------------|-----------------------------|---|---|
| 38.    | DrGeetha K          | AUD105 & Developing Your Personality | Looking out of a window     | <p>Improve empathy.</p> <p>Looking out of a window” is a soft skills training activity that helps learners understand others’ perspectives by “seeing” the world through their eyes</p> |    |
| 39.    | DrGeetha K          | AUD105 & Developing Your Personality | Shrinking Vessel Activity   | <p>Encourage Adaptability and problem-solving</p>   |   |
| 40.    | DrGeetha K          | AUD105 & Developing Your Personality | Inspirational video viewing | <p>Motivation and self realization</p>  |  |

| S. No. | Name of the Faculty | Subject code & name                  | ICT tool / ABL            | Purpose                                       | Remarks   |
|--------|---------------------|--------------------------------------|---------------------------|---|---|
| 41.    | DrGeetha K          | AUD105 & Developing Your Personality | Reflective writing        | Self awareness                                |  |
| 42.    | DrGeetha K          | AUD105 & Developing Your Personality | Johari Window activity    | Understanding self, relationship with others. |  |
| 43.    | Dr Geetha K         | BT1502 Genetic Engineering           | Using SLIDO QUIZ Software | Formative assessment                          |   |

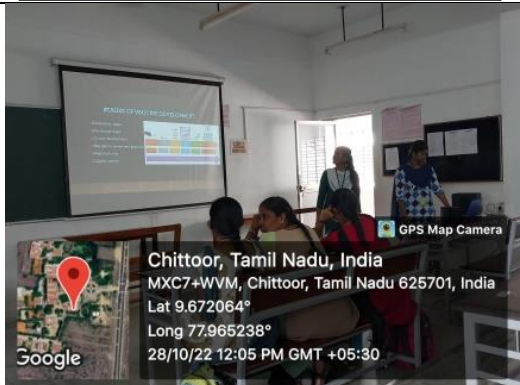
| S. No. | Name of the Faculty | Subject code & name        | ICT tool / ABL  | Purpose   | Remarks |  |  |
|--------|---------------------|----------------------------|---|---|---------|--|--|
| 44.    | Dr Geetha K         | BT1502 Genetic Engineering | Planning the eNewspaper<br>Next-generation sequencing | Update on latest technology and creative presentation |         |  |  |
| 45.    | Dr Geetha K         | BT1502 Genetic Engineering | 1-Minute paper  | Formative assesment                                   |         |  |  |

| S. No. | Name of the Faculty | Subject code & name                               | ICT tool / ABL             | Purpose  | Remarks   |
|--------|---------------------|---|----------------------------|--|---|
| 46.    | Dr Geetha K         | BT1502 Genetic Engineering                        | Chromosome walking-collage | Learning through Group activity  | <div data-bbox="1467 191 1898 516" style="border: 1px solid black; height: 200px; width: 100%;"></div> <div data-bbox="1467 516 1898 837" style="border: 1px solid black; height: 198px; width: 100%;"></div> |
| 47.    | ErChitradevi K      | BT 1535 Principles of food science and processing | Label design and display   | <p>To understand the concept of nutritional Information &amp; its importance.</p> <p>To create a new labelling designs and calculations using tool</p> | <div data-bbox="1467 886 1898 1170" style="border: 1px solid black; height: 175px; width: 100%;"></div>   |

| S. No. | Name of the Faculty | Subject code & name                               | ICT tool / ABL   | Purpose   | Remarks   |
|--------|---------------------|---|--|---|---|
| 48.    | Er Chitradevi K     | BT 1535 Principles of food science and processing | Ingredient classification using labels                           | To understand the concept of food additives & its importance.<br><br>To encourage experimental learning among students.   |  |
| 49.    | Er Chitradevi K     | BT 1535 Principles of food science and processing | Experiential Learning - Food chart preparation on Food Nutrients | To understand the food nutrient & its components.   |   |
| 50.    | Dr Pradiba D        | BT1539 Protein Engineering                        | 3 D model making   | To understand the structure - Function relationship of proteins, 3D models of several proteins were created and displayed |   |



| S. No. | Name of the Faculty | Subject code & name           | ICT tool / ABL  | Purpose  | Remarks |
|--------|---------------------|-------------------------------|---|--|---------|
| 51.    | Dr Pradiba D        | BT1539<br>Protein Engineering | Crossword puzzle  | To evaluate their knowledge and to pay attention to terminology, coupled as a formative assessment |         |
| 52.    | Dr Pradiba D        | BT8025<br>Immunotechnology    | Concept Design of Immunochromatographic kits for diagnosis of a given disease. Assessed by Experts in an online meeting | To encourage creativity with respect to development of products from the acquired knowledge        |         |
| 53.    | Dr Pradiba D        | BT8025<br>Immunotechnology    | Cross word puzzle   | to evaluate their knowledge and to pay attention to terminology, coupled as a formative assessment |         |

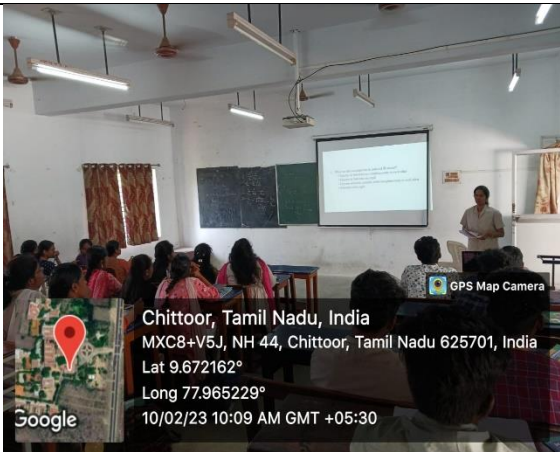
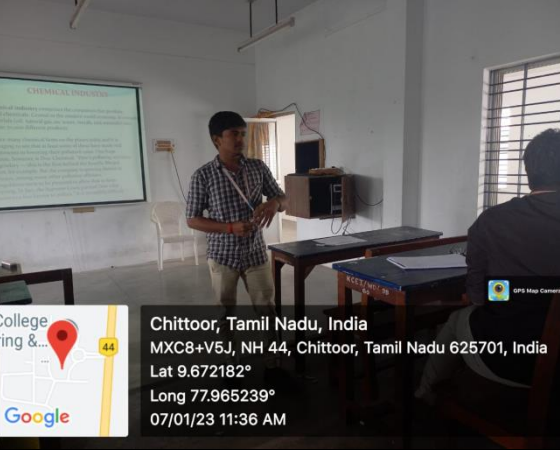
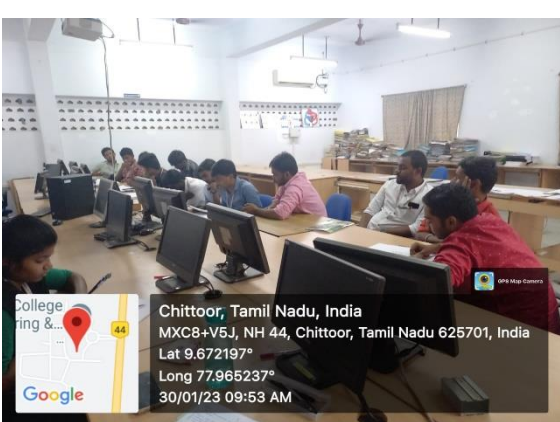
| S. No. | Name of the Faculty | Subject code & name        | ICT tool / ABL                             | Purpose  | Remarks |  |  |
|--------|---------------------|----------------------------|--|--|---------|--|--|
| 54.    | Dr Pradiba D        | BT8025<br>Immunotechnology | Group Seminar on a given topic, powerpoint | to encourage peer enablement, to evaluate their knowledge, communication skills and to overcome stage fear |         |  |  |
| 55.    | Dr Geetha K         | BT8781 Immunology          | Online Quiz SLIDO                          | For review of important concepts from Unit 4 & 5 through team building activity                            |         |  |  |
| 56.    | Dr Geetha K         | BT8781 Immunology          | Role play                                  | To learn about complement pathway  |         |  |  |


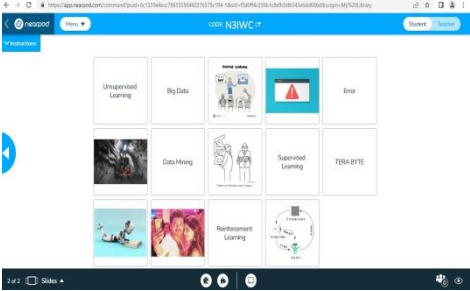

| S. No. | Name of the Faculty | Subject code & name | ICT tool / ABL                                  | Purpose                                 | Remarks   |
|--------|---------------------|---------------------|---|---|---|
| 57.    | Dr Geetha K         | BT8781 Immunology   | Enhancing drawing skills                        | To learn about concept through diagrams |   |
| 58.    | Dr Geetha K         | BT8781 Immunology   | Seminar using PPT                               | To improve communication                |   |
| 59.    | Dr Geetha K         | BT8781 Immunology   | Seminar using PPT and demonstration using video |   |  |



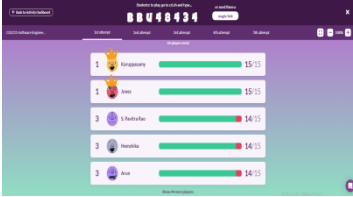



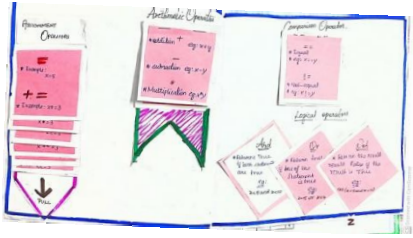
| S. No. | Name of the Faculty | Subject code & name         | ICT tool / ABL  | Purpose   | Remarks |
|--------|---------------------|-----------------------------|---|---|---------|
| 60.    | Dr Geetha K         | BT8781 Immunology           |   | Kahoot quiz competition   |         |
| 61.    | Dr Geetha K         | BT8781 Immunology           |   | Group assignment-Chart preparation  |         |
| 62.    | Dr Pradiba D        | BT1635 Animal Biotechnology | The jigsaw technique-<br>Topic- Bacterial and viral diseases of animals | To help build comprehension.<br><br>To encourage cooperative learning among students.<br><br>To help improve listening and communication skills |         |



| S. No. | Name of the Faculty | Subject code & name         | ICT tool / ABL  | Purpose  | Remarks  |
|--------|---------------------|-----------------------------|---|--|--|
| 63.    | Dr Pradiba D        | BT1635 Animal Biotechnology | Experimental learning-visit   | visit to Animal cell culture lab-<br>To give a engaged learning experience through real time visit to tissue culture laboratory, demos on the equipment and consumables used |   |
| 64.    | Dr Pradiba D        | BT1635 Animal Biotechnology | Crossword Puzzle<br>Topic- Tissue culture basics, preservation, maintenance | To help build technical comprehension.<br><br>To understand basics terminologies   |  |


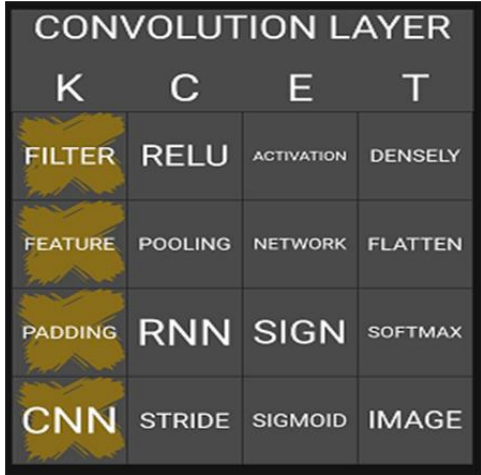
| S. No. | Name of the Faculty | Subject code & name                                      | ICT tool / ABL                              | Purpose   | Remarks   |
|--------|---------------------|--|---|---|---|
| 65.    | Er Ganga A          | BT2252<br>Enzyme technology<br>and<br>biotransformations | Quiz  | Interactive<br>learning   |    |
| 66.    | ErChitradevi K      | BT1636 industrial<br>waste management                    | Experiential learning –<br>Group Discussion | To encourage the<br>speaking/<br>presentation skill<br>To encourage<br>experimental<br>learning among<br>students.                                |   |
| 67.    | ErChitradevi K      | BT1636 industrial<br>waste management                    | Experiential learning<br>Topic- Bingo       | To encourage the<br>decision making<br>and team work<br>among the<br>students<br>To help improve<br>Societal<br>awareness within<br>the students. |  |

| S. No.  | Name of the Faculty | Subject code & name                      | ICT tool / ABL   | Purpose   | Remarks  |
|---|---------------------|--|------------------|---|--|
| <b>Department of Computer Sciecne and Engineering</b> |                     |  |                  |   |  |
| 68.   | J.Lavanya           | CS1638- Social Media Analytics           | Think Pair Share | To share their thoughts about the social media tools        |   |
| 69.   | Mrs.S.Athilakshmi   | CS1603- Introduction to Machine Learning | Nearpod          | To understand the basics of machine learning in depth       |   |
| 70.   | Mrs.S.Athilakshmi   | CS1603- Introduction to Machine Learning | Quizz            | To understand different machine learning approaches clearly |  |




| S. No. | Name of the Faculty | Subject code & name                                 | ICT tool / ABL | Purpose  | Remarks  |
|--------|---------------------|---|----------------|--|--|
| 71.    | Mrs.S.Athilakshmi   | CS1603-<br>Introduction to<br>Machine Learning      | Kahoot         | To give the<br>summary of<br>machine<br>learning<br>techniques and<br>applications |   |
| 72.    | Mrs.V.Sangeetha     | EM2151-Coding<br>Techniques-II                      | Model Making   | To explain the<br>Tower of<br>Hanoi concept<br>in Python                           |   |
| 73.    | Mrs.V.Sangeetha     | CS2253- Software<br>Engineering with<br>UML Diagram | Quizalize      | To understand<br>the concepts of<br>Software<br>Engineering<br>techniques.         |  |

| S. No.   | Name of the Faculty   | Subject code & name            | ICT tool / ABL | Purpose                                 | Remarks   |   |  |  |   |
|--|---|--------------------------------|----------------|---|---|---|--|--|---|
| 74.  | Mrs.B.Santhi Priya  | EM2151 - Coding Techniques -II | Chart Work     | To understand the concepts of Operators | <br>  |   |  |  |   |
| 75.  | Mrs.B.Santhi Priya  | EM2151 - Coding Techniques -II | Code Debugging | To help to debug the python code        | <p>Manoj Kumar B (202119)<br/> Vishal Kumar V (202119)<br/> C-Coordinator (202118)</p> <p>Activity 3: Code Debugging - File handling</p> <p>COS Illustrate the use of exception handling and file handling in Python Programming</p> <p>Question 1:<br/> The following code is supposed to read the contents of a file and print them. However, it is not working as expected. Find and fix the issue(s) in the code.</p> <table border="1"> <tr> <td> <b>Python code:</b><br/> <pre> file = open('data.txt', 'r') contents = file.read() file.close()  for line in contents:     print(line) </pre> </td> <td> <b>Correct Code:</b><br/> <pre> file = open('data.txt', 'r') for line in file:     print(line) file.close() </pre> </td> </tr> <tr> <td> <b>Python code:</b><br/> <pre> numbers = [1, 2, 3, 4, 5] file = open('output.txt', 'w') for number in numbers:     file.write(number + '\n') file.close() </pre> </td> <td> <b>Correct Code:</b><br/> <pre> numbers = [1, 2, 3, 4, 5] file = open('output.txt', 'w') for number in numbers:     file.write(str(number)) file.close() </pre> </td> </tr> </table> | <b>Python code:</b><br><pre> file = open('data.txt', 'r') contents = file.read() file.close()  for line in contents:     print(line) </pre> | <b>Correct Code:</b><br><pre> file = open('data.txt', 'r') for line in file:     print(line) file.close() </pre> | <b>Python code:</b><br><pre> numbers = [1, 2, 3, 4, 5] file = open('output.txt', 'w') for number in numbers:     file.write(number + '\n') file.close() </pre> | <b>Correct Code:</b><br><pre> numbers = [1, 2, 3, 4, 5] file = open('output.txt', 'w') for number in numbers:     file.write(str(number)) file.close() </pre> |
| <b>Python code:</b><br><pre> file = open('data.txt', 'r') contents = file.read() file.close()  for line in contents:     print(line) </pre>                    | <b>Correct Code:</b><br><pre> file = open('data.txt', 'r') for line in file:     print(line) file.close() </pre>  |                                |                |   |   |   |  |  |   |
| <b>Python code:</b><br><pre> numbers = [1, 2, 3, 4, 5] file = open('output.txt', 'w') for number in numbers:     file.write(number + '\n') file.close() </pre> | <b>Correct Code:</b><br><pre> numbers = [1, 2, 3, 4, 5] file = open('output.txt', 'w') for number in numbers:     file.write(str(number)) file.close() </pre> |                                |                |   |   |   |  |  |   |
| 76.  |   |                                |                |   |   |   |  |  |   |

| S. No. | Name of the Faculty | Subject code & name            | ICT tool / ABL    | Purpose  | Remarks  |
|--------|---------------------|--------------------------------|-------------------|--|--|
| 77.    | Mrs.B.Sanathi Priya | EM2151 - Coding Techniques -II | Cross Word Puzzle | To understand the data types                                     |  <p>CROSS WORD : PYTHON DATA TYPES</p> <p>ANSWER</p> <ol style="list-style-type: none"> <li>1. IN PYTHON, STR, TUPLE ARE TYPES OF _____</li> <li>2. _____ CAPTURES ALL THE DATA</li> <li>3. PYTHON SUPPORTS FLOAT, BUT CAN BE EXTRACT BY MENTIONING ITS _____</li> <li>4. _____ STORES ELEMENTS FROM A SET WHICH CAN BE EXTRACT BY MENTIONING ITS _____</li> <li>5. _____ STORES OBJECTS AND COMPARE OF</li> <li>6. _____ STORES LIST AND ARE TYPE</li> <li>7. PYTHON SUPPORTS FLOAT, BUT CAN BE EXTRACT BY MENTIONING ITS _____</li> <li>8. _____ STORES OBJECTS AND COMPARE OF</li> </ol>   |
| 78.    | Dr.A.Anandh         | CS1602 – Internet of Things    | Cross Word Puzzle | To understand the basic concepts about IoT, sensor and its types |  <p>PuzzleMaker</p> <p>Sensor Types - Crossword puzzle</p> <p>ACROSS</p> <ol style="list-style-type: none"> <li>1. Name the language preferred for IoT analysis</li> <li>2. Software components on the IoT device for accessing, processing and storing sensor information. It also include the software components that enable network access for the device</li> <li>3. _____ Sensor are light based sensor that are used in various applications like Proximity and Object Detection</li> <li>4. Sensors convert signals from analog to _____ domain</li> <li>5. Sensors can be categorized based on whether they measure on an Absolute scale or based on reference variable</li> <li>6. Detect the presence of people and animals in a surveillance area</li> <li>7. Also called _____ allows identification, remote sensing, and remote monitoring capabilities</li> </ol> <p>DOWN</p> <ol style="list-style-type: none"> <li>1. Name the device used to convert the physical quantity measurement into digital representation</li> <li>2. Measure the amount of heat or cold that is present in a system</li> <li>3. It operate over HTTP and are an architectural. Request is always sent by a client and the server respond to the request</li> <li>4. This type of sensor require external power supply</li> <li>5. A sensor that detects sound levels is called _____ sensor</li> <li>6. Which _____ sensor's resistance value varies with respect to light intensity?</li> </ol> |

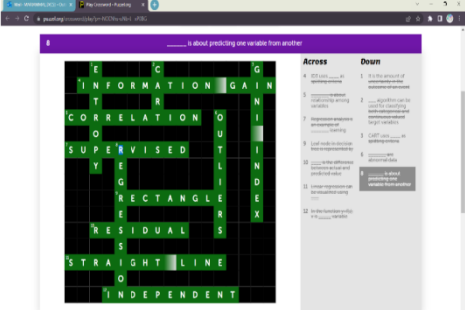

| S. No. | Name of the Faculty | Subject code & name                         | ICT tool / ABL        | Purpose   | Remarks  |
|--------|---------------------|---|-----------------------|---|--|
| 79.    | Dr.R.Muthuselvi     | AI2252 - Introduction to Internet of Things | One minute paper      | To assess the students what the most important thing they have learnt in the class                      |   |
| 80.    | R.INDHUJA           | AD1602-DEEP LEARNING                        | <b>BINGO ACTIVITY</b> | Build social connections and maintain cognitive abilities to find the related terms of the given topic. |  |


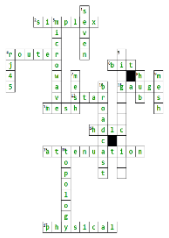




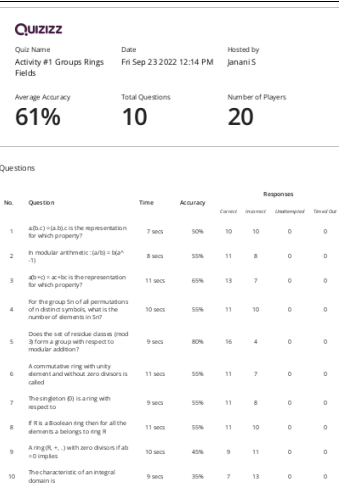
| S. No. | Name of the Faculty | Subject code & name         | ICT tool / ABL       | Purpose   | Remarks   |
|--------|---------------------|-----------------------------|----------------------|---|---|
| 81.    | R.INDHUJA           | AD1602-DEEP LEARNING        | PADLET ACTIVITY      | Allows individuals (and large/ small groups) to post their comments, questions, and resources in one place that is easily accessible to everyone. |    |
| 82.    | R.INDHUJA           | AD1602-DEEP LEARNING        | WORD SEARCH ACTIVITY | Practicing and improving students' reading skills like scanning, decoding, and improving word recognition.  |   |
| 83.    | Dr.A.Anandh         | CS1602 – Internet of Things | One Minute Paper     | To understand the IoT associated keywords and its meaning with usage.   |  |


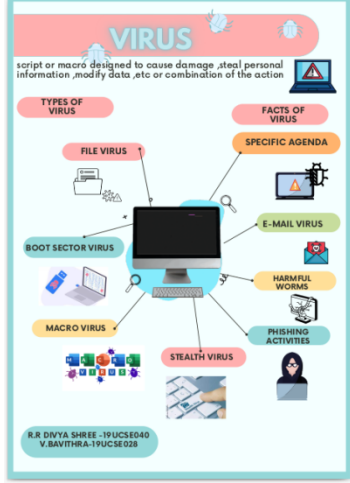





| S. No.                    | Name of the Faculty | Subject code & name                     | ICT tool / ABL        | Purpose   | Remarks   |                           |          |                       |                  |                     |             |                  |            |                   |                   |                         |                |                  |           |                     |          |        |        |           |           |
|---------------------------|---------------------|---|-----------------------|---|---|---------------------------|----------|-----------------------|------------------|---------------------|-------------|------------------|------------|-------------------|-------------------|-------------------------|----------------|------------------|-----------|---------------------|----------|--------|--------|-----------|-----------|
| 87.                       | R.Ramya             | CS1603 Introduction to Machine Learning | Find the Jumbled word | To recall the important terms   | <p>ML ACTIVITY 4<br/> MARIAMMALD(CS) &lt;20ucs003@kamarajengg.edu.in&gt;<br/> Tue 4/18/2023 10:34 PM<br/> To: Ramya.R &lt;ramyacse@kamarajengg.edu.in&gt;</p> <p style="text-align: center;"><b>MACHINE LEARNING</b></p> <table style="width: 100%; border-collapse: collapse;"> <tr> <td style="width: 50%;">nmelesbe</td> <td style="width: 50%; text-align: right;">ensemble</td> </tr> <tr> <td>gbgangi</td> <td style="text-align: right;">bagging</td> </tr> <tr> <td>tobsngio</td> <td style="text-align: right;">boosting</td> </tr> <tr> <td>snlpimag</td> <td style="text-align: right;">sampling</td> </tr> <tr> <td>mmeotteic naechim</td> <td style="text-align: right;">Committee machine</td> </tr> <tr> <td>aormdn rsefot</td> <td style="text-align: right;">Random forest</td> </tr> <tr> <td>oabasdto</td> <td style="text-align: right;">adaboost</td> </tr> <tr> <td>csgivingat</td> <td style="text-align: right;">stacking</td> </tr> <tr> <td>voitgn</td> <td style="text-align: right;">voting</td> </tr> <tr> <td>iganvager</td> <td style="text-align: right;">averaging</td> </tr> </table> | nmelesbe                  | ensemble | gbgangi               | bagging          | tobsngio            | boosting    | snlpimag         | sampling   | mmeotteic naechim | Committee machine | aormdn rsefot           | Random forest  | oabasdto         | adaboost  | csgivingat          | stacking | voitgn | voting | iganvager | averaging |
| nmelesbe                  | ensemble            |   |                       |   |   |                           |          |                       |                  |                     |             |                  |            |                   |                   |                         |                |                  |           |                     |          |        |        |           |           |
| gbgangi                   | bagging             |   |                       |   |   |                           |          |                       |                  |                     |             |                  |            |                   |                   |                         |                |                  |           |                     |          |        |        |           |           |
| tobsngio                  | boosting            |   |                       |   |   |                           |          |                       |                  |                     |             |                  |            |                   |                   |                         |                |                  |           |                     |          |        |        |           |           |
| snlpimag                  | sampling            |   |                       |   |   |                           |          |                       |                  |                     |             |                  |            |                   |                   |                         |                |                  |           |                     |          |        |        |           |           |
| mmeotteic naechim         | Committee machine   |   |                       |   |   |                           |          |                       |                  |                     |             |                  |            |                   |                   |                         |                |                  |           |                     |          |        |        |           |           |
| aormdn rsefot             | Random forest       |   |                       |   |   |                           |          |                       |                  |                     |             |                  |            |                   |                   |                         |                |                  |           |                     |          |        |        |           |           |
| oabasdto                  | adaboost            |   |                       |   |   |                           |          |                       |                  |                     |             |                  |            |                   |                   |                         |                |                  |           |                     |          |        |        |           |           |
| csgivingat                | stacking            |   |                       |   |   |                           |          |                       |                  |                     |             |                  |            |                   |                   |                         |                |                  |           |                     |          |        |        |           |           |
| voitgn                    | voting              |   |                       |   |   |                           |          |                       |                  |                     |             |                  |            |                   |                   |                         |                |                  |           |                     |          |        |        |           |           |
| iganvager                 | averaging           |   |                       |   |   |                           |          |                       |                  |                     |             |                  |            |                   |                   |                         |                |                  |           |                     |          |        |        |           |           |
| 88.                       | R.Ramya             | CS1603 Introduction to Machine Learning | Bingo on Keywords     | To recollect the knowledge gained and stimulate their interest in the concept | <p style="text-align: center;"><b>Machine Learning</b></p> <p style="text-align: center;"><b>B I N G</b></p> <table border="1" style="width: 100%; text-align: center; border-collapse: collapse;"> <tr> <td style="width: 25%;">Support Vector Regression</td> <td style="width: 25%;">Kernel</td> <td style="width: 25%;">Unsupervised Learning</td> <td style="width: 25%;">Back propagation</td> </tr> <tr> <td>Supervised Learning</td> <td>Naive Bayes</td> <td>Bayesian Network</td> <td>Perceptron</td> </tr> <tr> <td>Regression</td> <td>Neural Network</td> <td>Support Vector Machines</td> <td>Classification</td> </tr> <tr> <td>Mapping Function</td> <td>Linearity</td> <td>Activation Function</td> <td>ReLU</td> </tr> </table>   | Support Vector Regression | Kernel   | Unsupervised Learning | Back propagation | Supervised Learning | Naive Bayes | Bayesian Network | Perceptron | Regression        | Neural Network    | Support Vector Machines | Classification | Mapping Function | Linearity | Activation Function | ReLU     |        |        |           |           |
| Support Vector Regression | Kernel              | Unsupervised Learning                   | Back propagation      |   |   |                           |          |                       |                  |                     |             |                  |            |                   |                   |                         |                |                  |           |                     |          |        |        |           |           |
| Supervised Learning       | Naive Bayes         | Bayesian Network                        | Perceptron            |   |   |                           |          |                       |                  |                     |             |                  |            |                   |                   |                         |                |                  |           |                     |          |        |        |           |           |
| Regression                | Neural Network      | Support Vector Machines                 | Classification        |   |   |                           |          |                       |                  |                     |             |                  |            |                   |                   |                         |                |                  |           |                     |          |        |        |           |           |
| Mapping Function          | Linearity           | Activation Function                     | ReLU                  |   |   |                           |          |                       |                  |                     |             |                  |            |                   |                   |                         |                |                  |           |                     |          |        |        |           |           |

| S. No. | Name of the Faculty | Subject code & name                      | ICT tool / ABL   | Purpose   | Remarks  |
|--------|---------------------|--|------------------|---|--|
| 89.    | R.Ramya             | CS1603 Introduction to Machine Learning  | Criss Cross Quiz | To recollect the knowledge gained and stimulate their interest in the concept | <p>Puzzle</p> <p>MARIAMMALD(CS) &lt;20ucs003@kamarajenggu.edu.in&gt;<br/> Wed 2/15/2023 10:31 PM<br/> To: Ramya.R &lt;ramyacse@kamarajenggu.edu.in&gt;</p>    |
| 90.    | K.Indumathi         | CS2252-Design and Analysis of Algorithms | Quiz             | To understand the basics of algorithms and key terms                          |  <p>Review: CS2252 - UNIT 1 - QUIZ</p> <p>Respondent: ARUL KUMARANS</p> <p>00:44 / 10/10<br/>Time to complete: 10/10 Points</p> <p>1. Data is ____<br/> <input checked="" type="radio"/> A Linear ✓<br/> <input type="radio"/> B Database<br/> <input type="radio"/> C Data<br/> <input type="radio"/> D Exponential</p> <p>2. A purpose in the algorithm needs to describe ____<br/> <input checked="" type="radio"/> A Program Solution ✓<br/> <input type="radio"/> B Processing<br/> <input type="radio"/> C Requirements<br/> <input type="radio"/> D None of the above</p> <p>3. The ____ of an algorithm refers to defining the mathematical boundaries/limiting of its run-time performance.<br/> <input type="radio"/> A. Synoptic analysis<br/> <input checked="" type="radio"/> B. Asynoptic analysis ✓<br/> <input type="radio"/> C. Heuristic Analysis<br/> <input type="radio"/> D. Proof Analysis</p> |

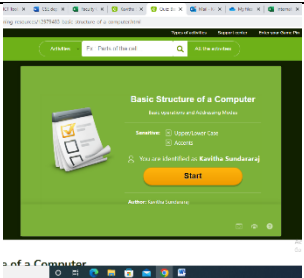
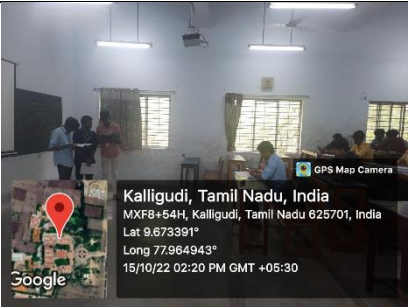

| S. No. | Name of the Faculty | Subject code & name                      | ICT tool / ABL   | Purpose   | Remarks   |   |   |   |   |   |   |   |   |   |   |   |   |   |   |   |   |   |   |   |   |   |   |   |   |   |   |   |   |   |   |   |   |   |   |   |   |   |   |   |   |   |   |
|--------|---------------------|--|------------------|---|---|---|---|---|---|---|---|---|---|---|---|---|---|---|---|---|---|---|---|---|---|---|---|---|---|---|---|---|---|---|---|---|---|---|---|---|---|---|---|---|---|---|---|
| 91.    | K.Indumathi         | CS2252-Design and Analysis of Algorithms | Crossword Puzzle | To remember the keywords associated with the algorithms     | <p style="text-align: center;"><b>Stable Marriage Problem</b></p>  <p><b>Across</b></p> <p>3. men's preferences<br/>4. LPP<br/>5. selecting the best option available at the moment, without worrying about the future result</p> <p><b>Down</b></p> <p>1. unmatched pair<br/>2. storing their solutions to avoid repetitive computations</p>  |   |   |   |   |   |   |   |   |   |   |   |   |   |   |   |   |   |   |   |   |   |   |   |   |   |   |   |   |   |   |   |   |   |   |   |   |   |   |   |   |   |   |
| 92.    | K.Indumathi         | CS2252-Design and Analysis of Algorithms | Scramble Words   | To recall the important terms                               | <p style="text-align: center;"><b>UNIT 3 - GREEDY &amp; DYNAMIC</b></p> <p style="text-align: center;">oyfsdl</p> <table border="1" style="margin-left: auto; margin-right: auto;"> <tr><td>1</td><td>P</td><td>R</td><td>I</td><td>M</td><td>S</td></tr> <tr><td>2</td><td>K</td><td>R</td><td>U</td><td>S</td><td>K</td><td>A</td><td>L</td><td>S</td></tr> <tr><td>3</td><td>D</td><td>I</td><td>J</td><td>K</td><td>S</td><td>T</td><td>R</td><td>A</td><td>S</td></tr> <tr><td>4</td><td>W</td><td>A</td><td>R</td><td>S</td><td>H</td><td>A</td><td>L</td><td>L</td><td>S</td></tr> <tr><td>5</td><td>F</td><td>L</td><td>O</td><td>Y</td><td>D</td><td>S</td></tr> </table> <p><b>Scrambles</b></p> <p>1 mpisr<br/>2 lsaakrsu<br/>3 sapstidir<br/>4 owarhalls<br/>5 oyfsdl</p>   | 1 | P | R | I | M | S | 2 | K | R | U | S | K | A | L | S | 3 | D | I | J | K | S | T | R | A | S | 4 | W | A | R | S | H | A | L | L | S | 5 | F | L | O | Y | D | S |
| 1      | P                   | R  | I                | M   | S   |   |   |   |   |   |   |   |   |   |   |   |   |   |   |   |   |   |   |   |   |   |   |   |   |   |   |   |   |   |   |   |   |   |   |   |   |   |   |   |   |   |   |
| 2      | K                   | R  | U                | S   | K   | A | L | S |   |   |   |   |   |   |   |   |   |   |   |   |   |   |   |   |   |   |   |   |   |   |   |   |   |   |   |   |   |   |   |   |   |   |   |   |   |   |   |
| 3      | D                   | I  | J                | K   | S   | T | R | A | S |   |   |   |   |   |   |   |   |   |   |   |   |   |   |   |   |   |   |   |   |   |   |   |   |   |   |   |   |   |   |   |   |   |   |   |   |   |   |
| 4      | W                   | A  | R                | S   | H   | A | L | L | S |   |   |   |   |   |   |   |   |   |   |   |   |   |   |   |   |   |   |   |   |   |   |   |   |   |   |   |   |   |   |   |   |   |   |   |   |   |   |
| 5      | F                   | L  | O                | Y   | D   | S |   |   |   |   |   |   |   |   |   |   |   |   |   |   |   |   |   |   |   |   |   |   |   |   |   |   |   |   |   |   |   |   |   |   |   |   |   |   |   |   |   |
| 93.    | Dr.A.Anandh         | IT1571 – Computer Networks               | Crossword Puzzle | To improve the basic concept knowledge level of the student | <p style="text-align: center;">IT1571-Introduction to Computer Networks</p>  <p><b>Across</b></p> <p>3. The process of the Data Transfer method that will be known as the packet switch.<br/>4. It is a network protocol that is used to send and receive data over the network.<br/>5. The process of the Data Transfer method that will be known as the packet switch.</p> <p><b>Down</b></p> <p>1. The process of the Data Transfer method that will be known as the packet switch.<br/>2. It is a network protocol that is used to send and receive data over the network.<br/>3. The process of the Data Transfer method that will be known as the packet switch.<br/>4. It is a network protocol that is used to send and receive data over the network.<br/>5. The process of the Data Transfer method that will be known as the packet switch.</p> |   |   |   |   |   |   |   |   |   |   |   |   |   |   |   |   |   |   |   |   |   |   |   |   |   |   |   |   |   |   |   |   |   |   |   |   |   |   |   |   |   |   |



| S. No. | Name of the Faculty | Subject code & name                        | ICT tool / ABL | Purpose   | Remarks  |
|--------|---------------------|--|----------------|---|--|
| 94.    | Dr.A.Anandh         | IT1571 – Computer Networks                 | Word Search    | To improve the basic concept knowledge level of the student   |   |
| 95.    | Dr.A.Anandh         | IT1571 – Computer Networks                 | Network Tour   | Good practice to understand the concept very easily through physically visit to the laboratory and system admin places. |   |
| 96.    | S. Janani           | CS8792 - Cryptography and Network Security | Quiz           | To recollect the knowledge gained and stimulate their interest in the particular concept                                |  |

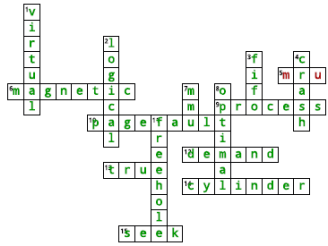

| S. No. | Name of the Faculty | Subject code & name                              | ICT tool / ABL   | Purpose                                       | Remarks  |
|--------|---------------------|--|------------------|---|--|
| 97.    | S. Janani           | CS8792 -<br>Cryptography and<br>Network Security | Crossword Puzzle | To improve<br>memorization of<br>key concepts | <p style="text-align: center;"><b>Crossword Puzzle</b></p>  <p><b>Down:</b></p> <ol style="list-style-type: none"> <li>Denial of transmission of message</li> <li>Hybridization</li> <li>algorithm that is designed to provide only the digital signature function</li> <li>a public function that maps a message of any length into a fixed-length hash value, which serves as the authenticator.</li> <li>The client's choice for an encryption key to be used to protect this specific application session.</li> </ol> <p><b>Across:</b></p> <ol style="list-style-type: none"> <li>protocol seems to provide an increased degree of security compared to the Needham-Schroeder protocol.</li> <li>analysis used to discovery of the pattern of traffic between parties</li> <li>Party A accepts a message as fresh only if the message contains a _____ that is close enough to A's knowledge of current time.</li> <li>Protocols used to convince parties of each other's identity and to exchange session keys</li> <li>Denial of transmission of message by source</li> <li>Insertion of messages into the network fraudulent source.</li> </ol> |
| 98.    | S. Janani           | CS8792 -<br>Cryptography and<br>Network Security | Poster Making    | To acquire quick<br>glance of the topic       |    |

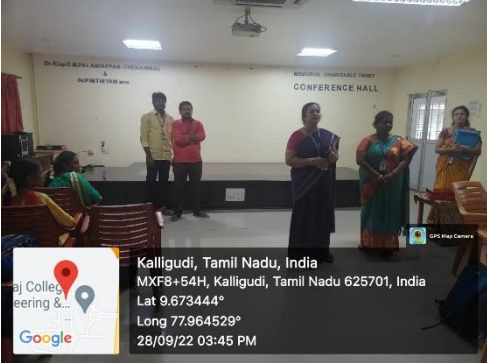
| S. No. | Name of the Faculty | Subject code & name                             | ICT tool / ABL   | Purpose  | Remarks  |
|--------|---------------------|---|------------------|--|--|
| 99.    | S.Ath S.Athilakshmi | CS2202 – Object Oriented Programming using JAVA | Scramble word    | To improve memorization of key concepts            |   |
| 100.   | S.Ath S.Athilakshmi | CS2202 – Object Oriented Programming using JAVA | Quiz & Kahoot    | To recollect the knowledge gained in main concepts |   |
| 101.   | S.Ath S.Athilakshmi | CS2202 – Object Oriented Programming using JAVA | Crossword Puzzle | To improve memorization of key concepts            |  |



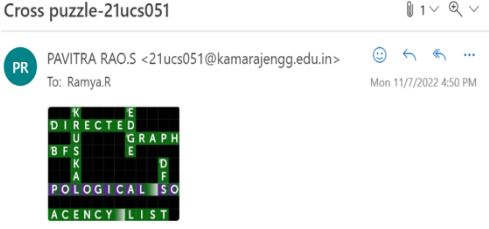

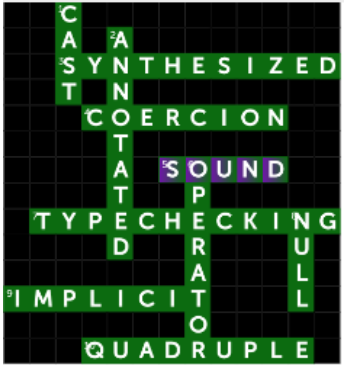
| S. No. | Name of the Faculty | Subject code & name                             | ICT tool / ABL             | Purpose  | Remarks  |
|--------|---------------------|---|----------------------------|--|--|
| 102.   | P.KAVITHA           | IT2201 – Computer Organization and Architecture | Quiz conducted in educaply | To improve the terminologies   |   |
| 103.   | P.KAVITHA           | AD1503 – Object Oriented Programming using Java | Just in Time               | To improve the memorization of topic   |   |
| 104.   | K.Indumathi         | AI2202-Data Structures and Algorithms           | Quiz                       | To recollect the knowledge gained and stimulate their interest in the particular concept |  |

| S. No. | Name of the Faculty | Subject code & name                   | ICT tool / ABL       | Purpose                                 | Remarks  |
|--------|---------------------|---------------------------------------|----------------------|---|--|
| 105.   | K.Indumathi         | AI2202-Data Structures and Algorithms | Mini Project/Seminar | To improve memorization of key concepts |   |
| 106.   | K.Indumathi         | AI2202-Data Structures and Algorithms | Crossword Puzzle     | To improve memorization of key concepts |  |

| S. No. | Name of the Faculty | Subject code & name                         | ICT tool / ABL   | Purpose                                     | Remarks   |
|--------|---------------------|---|------------------|---|---|
| 107.   | K.Indumathi         | CS2203-System Software and Operating System | Crossword Puzzle | To improve memorization of key concepts     | <p style="text-align: center;">Operating System - Puzzle</p>  <p style="text-align: center;">Access</p> <p>15. Replace the page that has not been used for longest period of time.<br/> 16. Information is recorded magnetically in ____ disks.<br/> 17. For each ____ the page table is maintained by the Operating System.<br/> 18. Occurs when a requested page is not in memory.<br/> 19. paging, a process is copied into the main memory from the secondary memory.<br/> 20. Is logical Address space can be larger than physical address space?<br/> 21. The set of tracks that are at one arm position make it a ____.<br/> 22. The time taken to move the disk arm to the desired cylinder is called the ____ time.</p> <p style="text-align: center;">Down</p> <p>1. what memory is called separation of user logical memory and physical memory.<br/> 2. Address generated by CPU is ____.<br/> 3. Which page replacement algorithm suffers from Belady's anomaly?<br/> 4. When the head damages the magnetic surface, it is known as head ____.<br/> 5. Run time mapping from virtual to physical address is done by ____.<br/> 6. Replace the page that will not be used for longest period of time.<br/> 7. The strategies like the first fit, best fit and worst fit are used to select a ____.</p> |
| 108.   | K.Indumathi         | CS2203-System Software and Operating System | Seminar          | To understand the knowledge of the concepts |   |

| S. No.  | Name of the Faculty | Subject code & name                         | ICT tool / ABL                              | Purpose  | Remarks  |         |            |          |    |   |   |    |   |   |    |   |   |    |   |   |
|---------|---------------------|---|---|--|--|---------|------------|----------|----|---|---|----|---|---|----|---|---|----|---|---|
| 109.    | K.Indumathi         | CS2203-System Software and Operating System | Worksheet                                   | To Practise the knowledge gained in main concepts                                | <p><b>CPU Scheduling Schemes:</b></p> <ul style="list-style-type: none"> <li>• <b>Non-Preemptive Scheduling</b><br/>Under non-preemptive scheduling, once the CPU has been allocated to a process, the process keeps the CPU until it releases the CPU either by terminating or by switching to the waiting state.</li> <li>• <b>Preemptive Scheduling</b><br/>In this type of Scheduling, the tasks are usually assigned with priorities. At times it is necessary to run a certain task that has a higher priority before another task although it is running. Therefore, the running task is interrupted for some time and resumed later when the priority task has finished its execution.</li> </ul> <p><b>CPU Scheduling Algorithms:</b></p> <ul style="list-style-type: none"> <li>• First Come First Served Scheduling (FCFS)</li> <li>• Shortest Job First Scheduling (SJFS) <ul style="list-style-type: none"> <li>◦ Preemptive is called as Shortest Remaining Time Next Scheduling</li> </ul> </li> <li>• Priority Scheduling (SJFS)</li> <li>• Round Robin Scheduling (RR)</li> </ul> <p><b>Problems:</b></p> <p>1) Calculate Average waiting time and Average turnaround time for the given example</p> <table border="1"> <thead> <tr> <th>Process</th> <th>Burst Time</th> <th>Priority</th> </tr> </thead> <tbody> <tr> <td>P1</td> <td>8</td> <td>2</td> </tr> <tr> <td>P2</td> <td>4</td> <td>4</td> </tr> <tr> <td>P3</td> <td>9</td> <td>1</td> </tr> <tr> <td>P4</td> <td>5</td> <td>3</td> </tr> </tbody> </table> <p>Average Waiting Time =</p> <p>Average Turnaround Time =</p> | Process | Burst Time | Priority | P1 | 8 | 2 | P2 | 4 | 4 | P3 | 9 | 1 | P4 | 5 | 3 |
| Process | Burst Time          | Priority                                    |   |  |  |         |            |          |    |   |   |    |   |   |    |   |   |    |   |   |
| P1      | 8                   | 2   |   |  |  |         |            |          |    |   |   |    |   |   |    |   |   |    |   |   |
| P2      | 4                   | 4   |   |  |  |         |            |          |    |   |   |    |   |   |    |   |   |    |   |   |
| P3      | 9                   | 1   |   |  |  |         |            |          |    |   |   |    |   |   |    |   |   |    |   |   |
| P4      | 5                   | 3   |   |  |  |         |            |          |    |   |   |    |   |   |    |   |   |    |   |   |
| 110.    | K.Indumathi         | CS2203-System Software and Operating System | Hardware Troubleshooting – One Day Workshop | Good practice to understand the concept very easily with the help of technicians |  <p>Kalligudi, Tamil Nadu, India<br/> MXF8+54H, Kalligudi, Tamil Nadu 625701, India<br/> Lat 9.673444°<br/> Long 77.964529°<br/> 28/09/22 03:45 PM</p>   |         |            |          |    |   |   |    |   |   |    |   |   |    |   |   |

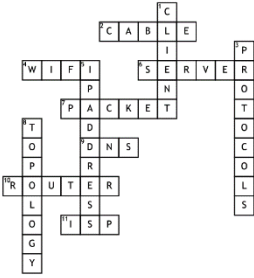

| S. No. | Name of the Faculty | Subject code & name                   | ICT tool / ABL     | Purpose  | Remarks |
|--------|---------------------|---------------------------------------|--------------------|--|---------|
| 111.   | R.Ramya             | CS2201 – Data Structures using Python | Word Search Puzzle | To improve memorization of key concepts  |         |
| 112.   | R.Ramya             | CS2201 – Data Structures using Python | Padlet             | To recall the important terms  |         |
| 113.   | R.Ramya             | CS2201 – Data Structures using Python | Bingo on Keywords  | To recollect the knowledge gained and stimulate their interest in the particular concept |         |

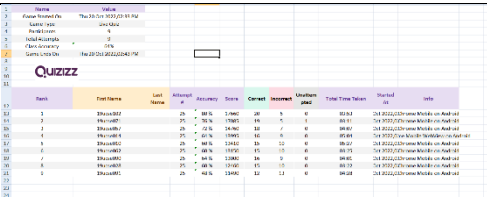

| S. No. | Name of the Faculty | Subject code & name                               | ICT tool / ABL   | Purpose  | Remarks  |
|--------|---------------------|---|------------------|--|--|
| 114.   | R.Ramya             | CS2201 – Data Structures using Python             | Criss Cross Quiz | To recollect the knowledge gained and stimulate their interest in the particular concept | <p>Cross puzzle-21ucs051</p>  |
| 115.   | R.Ramya             | CS2201 – Data Structures using Python             | Seminar          | Peer Learning  |                               |
| 116.   | Mrs.R.Indhuja       | CS1502- THEORY OF COMPUTATION AND COMPILER DESIGN | Criss Cross Quiz | To understand the knowledge of the concepts  |                              |

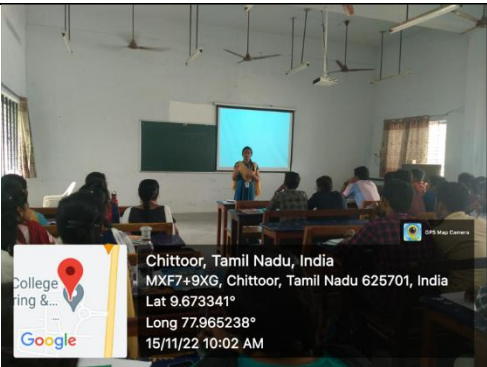
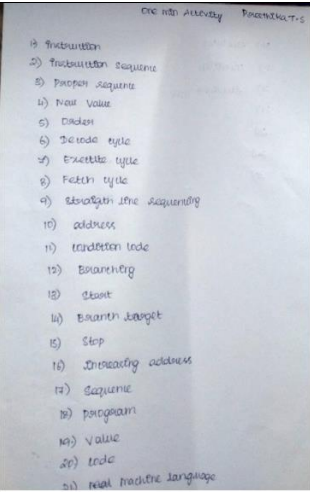


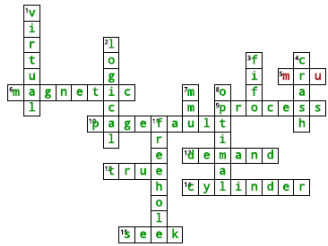





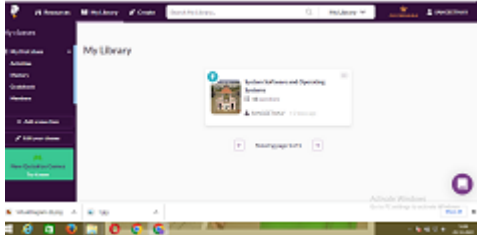



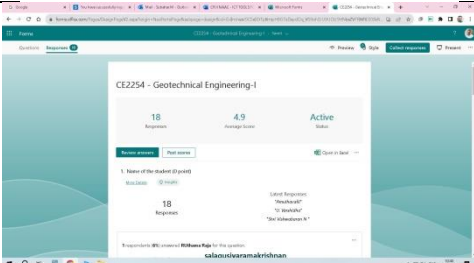
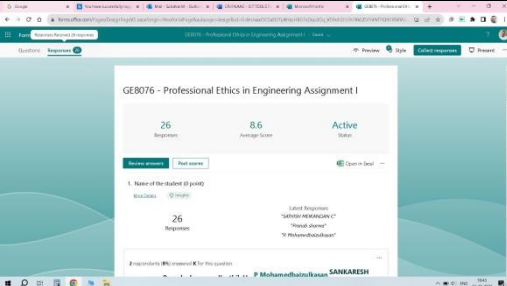
| S. No. | Name of the Faculty  | Subject code & name         | ICT tool / ABL     | Purpose   | Remarks   |
|--------|----------------------|-----------------------------|--------------------|---|---|
| 122.   | Dr.G.Uma Maheswari   | Computer Networks<br>IT1571 | Crossword Puzzle 2 | To improve the basic concept knowledge level of the student |  <p><b>Across</b><br/> 2. Are networking hardware used to connect one network device to other network devices to connect two or more computers to share printers, scanners etc.<br/> 4. Is the name of a popular wireless networking technology that uses radio waves to provide wireless high-speed Internet and network connections.<br/> 6. When a powerful computer is a hub to less powerful personal computers are connected.<br/> 7. A data transmission network using packet switching.<br/> 9. Is Internet's system for converting alphabetic names into numeric IP addresses.</p> <p><b>Down</b><br/> 1. Is a piece of computer hardware or software that accesses a service made available by a server.<br/> 3. A set of rules to exchange messages with other Internet points.<br/> 5. A unique string of numbers that identifies each computer.<br/> 8. The way in which parts are arranged.</p>  |
| 123.   | Ms. S. Jothi Lakshmi | CS8791-Cloud computing      | Word puzzle        | To improve the basic concept knowledge level of the student |  <p><b>Questions</b></p> <ol style="list-style-type: none"> <li>The technology helps to run legacy systems is _____</li> <li>PaaS is an example of _____ level virtualization</li> <li>Other name for OS-level virtualization is _____</li> <li>Hypervisor sits on the computer hardware is called _____</li> <li>_____ virtualization combines binary translation and direct execution</li> <li>Normally, _____ type of CPU architecture can be virtualized</li> <li>_____ hardware is used to avoid two levels of address translation</li> <li>Speed of computation is proportional to _____ of system cost</li> <li>_____ represents data structure, which stores the knowledge base of the application</li> <li>_____ architectural styles represent the physical organization of components</li> <li>_____ is the process of transforming the memory representation of an object to a data format suitable for storage and transmission</li> <li>Publisher simply makes available the messages for specific event. Subscriber has to check whether there are messages. This is known as _____ strategy.</li> <li>The type of architecture in cloud server model suitable for servers that rely on third party services. _____</li> <li>_____ servers called by clients used to meet the sudden up and down in the workload for a small period of time</li> <li>The type of cloud used by an educational institution to store their data is _____</li> </ol> |

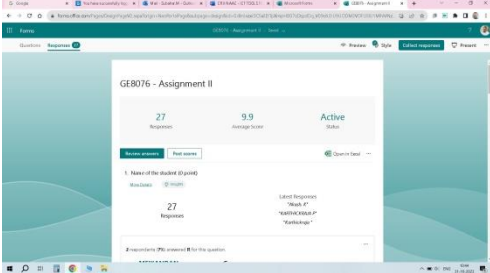
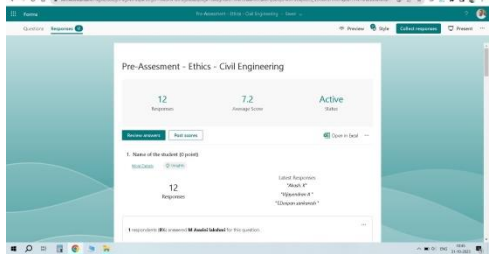
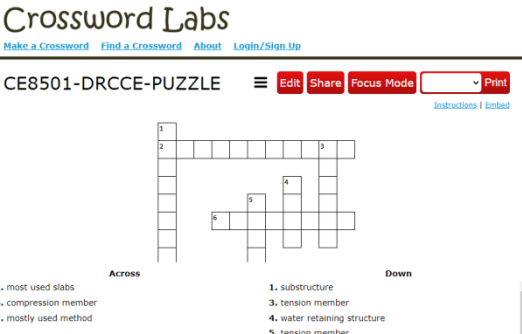
| S. No. | Name of the Faculty  | Subject code & name           | ICT tool / ABL | Purpose  | Remarks  |
|--------|----------------------|-------------------------------|----------------|--|--|
| 124.   | Ms. S. Jothi Lakshmi | CS8791-Cloud computing        | Quizizz        | To recollect the knowledge gained and stimulate their interest in the particular concept |   |
| 125.   | Dr.G.Mahalakshmi     | AD1502- Networks and Security | Seminar        | Peer Learning  |  |


| S. No. | Name of the Faculty | Subject code & name                             | ICT tool / ABL            | Purpose                                       | Remarks  |
|--------|---------------------|---|---------------------------|---|--|
| 126.   | Dr.G.Mahalakshmi    | AD1502- Networks and Security                   | Seminar                   | Peer Learning                                 |  <p>Chittoor, Tamil Nadu, India<br/> MXF7+9XG, Chittoor, Tamil Nadu 625701, India<br/> Lat 9.673341°<br/> Long 77.965238°<br/> 15/11/22 10:02 AM</p>  |
| 127.   | Dr.G.Mahalakshmi    | IT1371 – Computer Organization and Architecture | One Minute Paper Activity | To improve memorization of important keywords |  <p> 1) Instruction<br/> 2) Instruction sequence<br/> 3) Program sequence<br/> 4) Real value<br/> 5) Dishes<br/> 6) Decode type<br/> 7) Fetch type<br/> 8) Strength the sequence<br/> 9) address<br/> 10) instruction code<br/> 11) Branching<br/> 12) about<br/> 13) Branch target<br/> 14) Stop<br/> 15) Instruction address<br/> 16) Sequence<br/> 17) program<br/> 18) value<br/> 19) code<br/> 20) real machine language </p> |

| S. No. | Name of the Faculty | Subject code & name                                     | ICT tool / ABL    | Purpose                                     | Remarks  |
|--------|---------------------|---|-------------------|---|--|
| 128.   | Mrs.V.Sangeetha     | (II ADS)<br>CS2203-System Software and Operating System | Cross Word Puzzle | To improve memorization of key concepts     | <p style="text-align: center;">Operating System - Puzzle</p>  <p style="text-align: center;"><b>Across</b></p> <p>15. Replace the page that has not been used for longest period of time.<br/> 16. Information is recorded magnetically in ____ disks.<br/> 19. For each ____ the page table is maintained by the operating system.<br/> 20. Occurs when a requested page is not in memory.<br/> 22. Paging, a process is copied into the main memory from the secondary memory.<br/> 23. Is logical Address space can be larger than physical address space?<br/> 24. The set of tracks that are at one arm position make it a _____.<br/> 25. The time taken to move the disk arm to the desired cylinder is called the _____ time.</p> <p style="text-align: center;"><b>Down</b></p> <p>17. What memory is called separation of user logical memory and physical memory.<br/> 18. Address generated by CPU is _____.<br/> 21. Which page replacement algorithm suffers from Belady's anomaly?<br/> 24. When the head damages the magnetic surface, it is known as head _____.<br/> 27. Run time mapping from virtual to physical address is done by _____.<br/> 28. Replace the page that will not be used for longest period of time.<br/> 31. The strategies like the first fit, best fit and worst fit are used to select a _____.</p> |
| 129.   | Mrs.V.Sangeetha     | (II ADS)<br>CS2203-System Software and Operating System | Seminar           | To understand the knowledge of the concepts |    |


| S. No. | Name of the Faculty | Subject code & name                                     | ICT tool / ABL | Purpose  | Remarks  |
|--------|---------------------|---|----------------|--|--|
| 130.   | Mrs.V.Sangeetha     | (II ADS)<br>CS2203-System Software and Operating System | Worksheet      | To Practice the knowledge gained in main concepts  |  <p>The worksheet discusses page replacement algorithms. It includes a diagram showing a memory stack with pages 1, 2, 3, 4, 5, 6, 7, 8, 9, 10, 11, 12, 13, 14, 15, 16, 17. The diagram shows pages 1, 2, 3, 4, 5, 6, 7, 8, 9, 10, 11, 12, 13, 14, 15, 16, 17 in a stack. The text explains that in an operating system, the task of replacing a page replacement algorithm is to select a page to be replaced when a new page is to be loaded. The text also mentions that the page replacement algorithm is used to select a page to be replaced when a new page is to be loaded. The text also mentions that the page replacement algorithm is used to select a page to be replaced when a new page is to be loaded.</p> |
| 131.   | Mrs.V.Sangeetha     | (II ADS)<br>CS2203-System Software and Operating System | Role Play      | To understand the concept  |  <p>The photograph shows a classroom setting. A teacher in a red dress is pointing at a chalkboard. Several students in colorful dresses are standing in a line, presenting to the class. The chalkboard has some writing on it, and there are other students sitting at desks in the foreground.</p>   |
| 132.   | Mrs.V.Sangeetha     | (II ADS)<br>CS2203-System Software and Operating System | Quizalize      | To recollect the knowledge gained and stimulate their interest in the particular concept |  <p>The screenshot shows a Quizalize quiz interface. The title of the quiz is 'System Software and Operating System'. The quiz is currently in progress, and the user has 15 minutes remaining. The interface shows a progress bar and a 'Submit' button.</p>  |

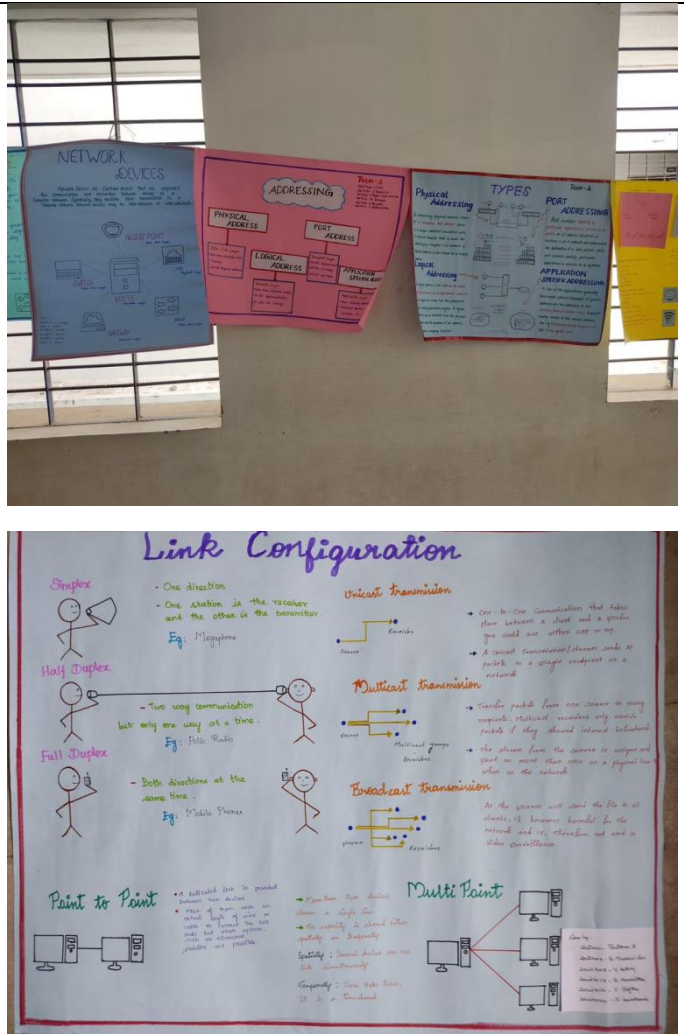
| S. No. | Name of the Faculty | Subject code & name                             | ICT tool / ABL     | Purpose                    | Remarks   |
|--------|---------------------|---|--------------------|----------------------------|---|
| 133.   | Dr.N.Jegan Durai    | CE1612 Water and Wastewater Analysis Laboratory | Amrita Virtual Lab | Laboratory Experiment Demo |    |
| 134.   | Dr.M.Subahar        | CE2254 – Geotechnical Engineering I             | MS- Forms          | Post Assessment            |   |
| 135.   | Dr.M.Subahar        | GE8076 Professional Ethics in Engineering       | MS- Forms          | Assignment I               |  |



| S. No. | Name of the Faculty | Subject code & name   | ICT tool / ABL | Purpose        | Remarks  |
|--------|---------------------|---|----------------|----------------|--|
| 136.   | Dr.M.Subahar        | GE8076<br>Professional Ethics in<br>Engineering             | MS- Forms      | Assignment II  |   |
| 137.   | Dr.M.Subahar        | GE8076<br>Professional Ethics in<br>Engineering             | MS- Forms      | Pre Assessment |   |
| 138.   | Mr.D.Velumani       | CE8501- Design of<br>Reinforced Cement<br>Concrete Elements | Crossword Lab  | Activity       |  |




| S. No.                                      | Name of the Faculty | Subject code & name                                   | ICT tool / ABL     | Purpose                    | Remarks  |
|---|---------------------|---|--------------------|----------------------------|--|
| 139.  | Dr.N.Jegan Durai    | CE2204 Surveying                                      | MS-Forms           | Pre assessment             | <p>9/27/22, 9:26 PM</p> <p>CE2204 - SURVEYING (Pre-assessment)</p> <p>CE2204 - SURVEYING (Pre-assessment)</p> <p>15 Responses</p> <p>4.9 Average Score</p> <p>Active Status</p> <hr/> <p>1. Name of the Student (0 point)</p> <p>15 Responses</p> <p>Latest Responses<br/>"B.Rashini"<br/>"Amuthavalli"<br/>"Sripoanraja. A"</p> <div style="border: 1px solid gray; padding: 5px; margin-top: 10px;"> <p>1 respondents (7%) answered M Sathish Kumar for this question.</p> <p>Sripoanraja poornima Gagan RUTHamaRaja</p> <p>dhharshini Priya U Varshidha D</p> <p>Senthil M Sathish Kumar Dharun V Nirra</p> <p>Surya T CVisI</p> </div>   |
| 140.  | Mr.D.Velumani       | CE8501- Design of Reinforced Cement Concrete Elements | MS-Forms           | Quiz                       | <p>CE8501 - Design of Reinforced Cement Concrete Elements</p> <p>26 Responses</p> <p>42.6 Average Score</p> <p>Active Status</p> <p>1. In a two way slab, the main longitudinal reinforcement will be (1 point)</p> <p>58% of respondents (14 of 24) answered this question correctly.</p> <ul style="list-style-type: none"> <li><span style="color: blue;">●</span> a) On the upper side 5</li> <li><span style="color: orange;">●</span> b) At the lowest position of th... 14 ✓</li> <li><span style="color: green;">●</span> c) Irrespective of sides 3</li> <li><span style="color: red;">●</span> d) On both upper and lower si... 2</li> </ul>  <p>2. In a two way restrained slab, the width of middle strip is considered as</p> <p>Activate Window<br/>Go to Settings to activate</p> |
| 141.  | Dr.N.Jegan Durai    | CE1612 Water and Wastewater Analysis Laboratory       | Amrita Virtual Lab | Laboratory Experiment Demo | <p><b>Video link</b></p> <p><b><a href="https://kcetvrorg-my.sharepoint.com/:v:/r/personal/velumanicivil_kamarajengg_edu_in/Documents/Student%20Centric%20Method%20%26%20ICT%20Tools%20Usage/N.Jegan%20Durai%20Proof/Determination%20of%20turbidity.mp4?csf=1&amp;web=1&amp;e=5vTlyw">https://kcetvrorg-my.sharepoint.com/:v:/r/personal/velumanicivil_kamarajengg_edu_in/Documents/Student%20Centric%20Method%20%26%20ICT%20Tools%20Usage/N.Jegan%20Durai%20Proof/Determination%20of%20turbidity.mp4?csf=1&amp;web=1&amp;e=5vTlyw</a></b></p>   |
| <b>DEPARTMENT OF INFORMATION TECHNOLOGY</b> |                     |   |                    |                            |  |


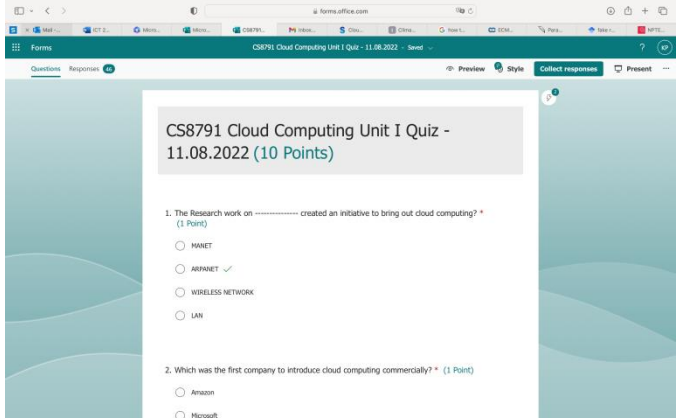


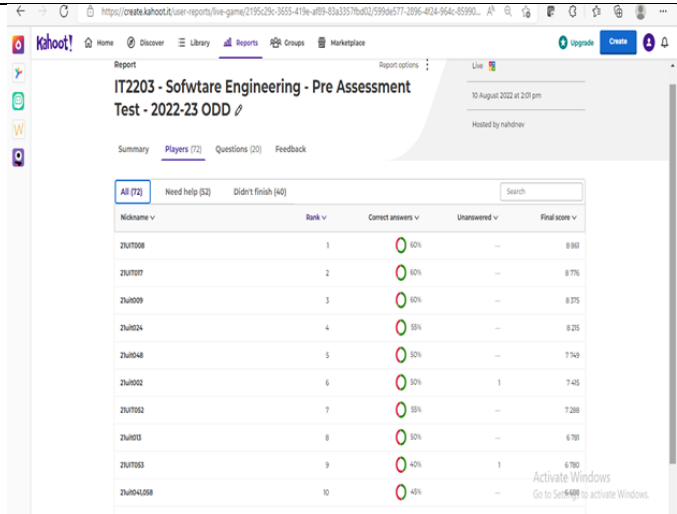

| S. No. | Name of the Faculty | Subject code & name        | ICT tool / ABL      | Purpose                                     | Remarks   |
|--------|---------------------|----------------------------|---------------------|---|---|
| 142.   | Dr. R. Arthy        | IT1571 - Computer Networks | Campus Network Tour | To experience the networking in our college |  |


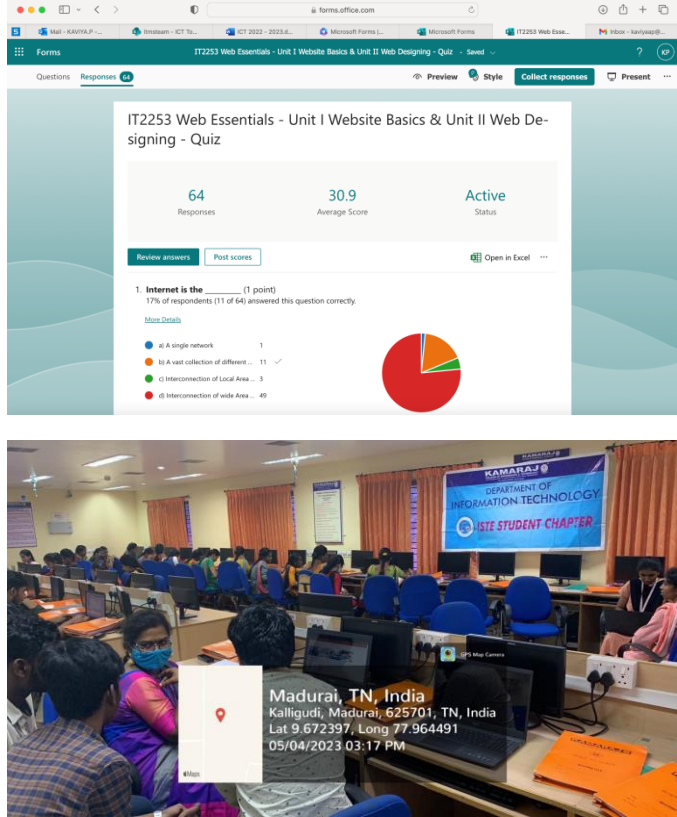
| S. No. | Name of the Faculty | Subject code & name        | ICT tool / ABL     | Purpose   | Remarks  |
|--------|---------------------|----------------------------|--------------------|---|--|
| 143.   | Dr. R. Arthy        | IT1571 – Computer Networks | Chart Presentation | To present the fundamental concepts of networks |  <p>The image shows several hand-drawn charts on network concepts. The top chart is titled 'NETWORK SERVICES' and lists various services like File Transfer, Remote Access, etc. Below it are two charts on 'ADDRESSING', one for 'PHYSICAL ADDRESSING' and one for 'LOGICAL ADDRESSING'. To the right is a chart titled 'TYPES' which lists 'Physical Addressing' and 'PORT ADDRESSING'. The bottom chart is titled 'Link Configuration' and details 'Simplex', 'Half Duplex', 'Full Duplex', 'Unicast Transmission', 'Multicast Transmission', 'Broadcast Transmission', 'Point to Point', and 'Multi Point' with diagrams and examples.</p> |

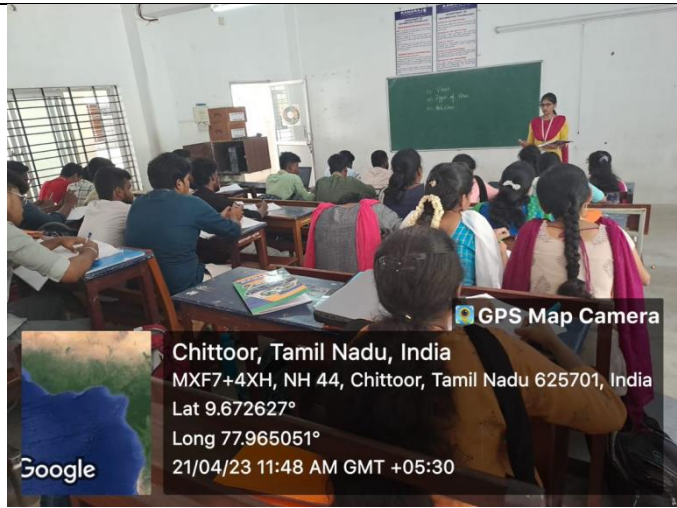
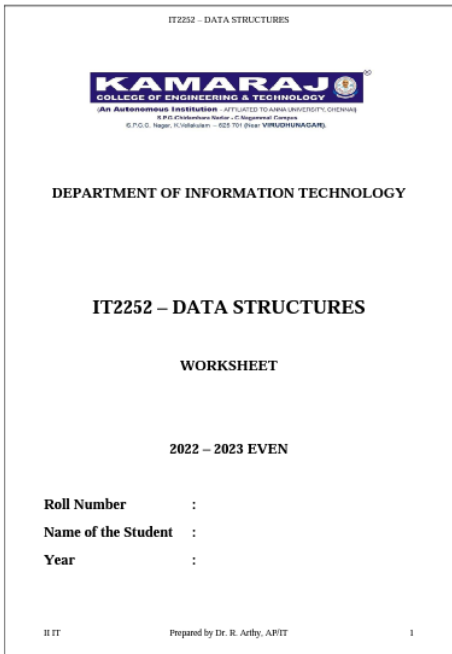
| S. No. | Name of the Faculty | Subject code & name                  | ICT tool / ABL    | Purpose   | Remarks  |
|--------|---------------------|--------------------------------------|-------------------|---|--|
| 144.   | Dr. R. Arthy        | IT1571 – Computer Networks           | Technical Seminar | To make students present the concept orally thereby improving the communication skill |   |
| 145.   | Dr. R. Arthy        | CS8082 – Machine Learning Techniques | Technical Seminar | To make students present the concept orally thereby improving the presentation skill  |  |

| S. No. | Name of the Faculty | Subject code & name      | ICT tool / ABL                                   | Purpose   | Remarks  |
|--------|---------------------|--------------------------|--|---|--|
| 146.   | Ms. Kaviya P        | CS8791 – Cloud Computing | Chart Activity                                   | To improve the presentation skills  |   |
| 147.   | Ms. Kaviya P        | CS8791 – Cloud Computing | Debate on Cloud Resource Management and Security | To make the better understanding of concepts and improve communication skills |   |

| S. No. | Name of the Faculty | Subject code & name      | ICT tool / ABL    | Purpose                            | Remarks  |
|--------|---------------------|--------------------------|-------------------|------------------------------------|--|
| 148.   | Ms. Kaviya P        | CS8791 – Cloud Computing | Technical Seminar | To improve the presentation skills |   |
| 149.   | Ms. Kaviya P        | CS8791 – Cloud Computing | Quiz              | For remembering the concepts       |  |


| S. No.   | Name of the Faculty | Subject code & name           | ICT tool / ABL  | Purpose   | Remarks  |          |      |                 |            |             |         |   |     |     |      |         |   |     |     |      |         |   |     |     |      |         |   |     |     |      |         |   |     |     |      |         |   |     |   |      |         |   |     |     |      |         |   |     |     |      |         |   |     |   |      |          |    |     |     |      |
|----------|---------------------|-------------------------------|---|---|--|----------|------|-----------------|------------|-------------|---------|---|-----|-----|------|---------|---|-----|-----|------|---------|---|-----|-----|------|---------|---|-----|-----|------|---------|---|-----|-----|------|---------|---|-----|---|------|---------|---|-----|-----|------|---------|---|-----|-----|------|---------|---|-----|---|------|----------|----|-----|-----|------|
| 150.     | Mr. D. Vendhan      | IT2203 - Software Engineering | Kahoot  | To Understand the concepts                                |  <table border="1"> <thead> <tr> <th>Nickname</th> <th>Rank</th> <th>Correct answers</th> <th>Unanswered</th> <th>Final score</th> </tr> </thead> <tbody> <tr><td>2u07008</td><td>1</td><td>60%</td><td>---</td><td>8.80</td></tr> <tr><td>2u07007</td><td>2</td><td>60%</td><td>---</td><td>8.70</td></tr> <tr><td>2u06009</td><td>3</td><td>60%</td><td>---</td><td>8.25</td></tr> <tr><td>2u06024</td><td>4</td><td>55%</td><td>---</td><td>8.25</td></tr> <tr><td>2u06048</td><td>5</td><td>50%</td><td>---</td><td>7.90</td></tr> <tr><td>2u06002</td><td>6</td><td>50%</td><td>1</td><td>7.45</td></tr> <tr><td>2u07052</td><td>7</td><td>55%</td><td>---</td><td>7.20</td></tr> <tr><td>2u06003</td><td>8</td><td>50%</td><td>---</td><td>6.75</td></tr> <tr><td>2u07053</td><td>9</td><td>40%</td><td>1</td><td>6.70</td></tr> <tr><td>2u060208</td><td>10</td><td>45%</td><td>---</td><td>6.60</td></tr> </tbody> </table> | Nickname | Rank | Correct answers | Unanswered | Final score | 2u07008 | 1 | 60% | --- | 8.80 | 2u07007 | 2 | 60% | --- | 8.70 | 2u06009 | 3 | 60% | --- | 8.25 | 2u06024 | 4 | 55% | --- | 8.25 | 2u06048 | 5 | 50% | --- | 7.90 | 2u06002 | 6 | 50% | 1 | 7.45 | 2u07052 | 7 | 55% | --- | 7.20 | 2u06003 | 8 | 50% | --- | 6.75 | 2u07053 | 9 | 40% | 1 | 6.70 | 2u060208 | 10 | 45% | --- | 6.60 |
| Nickname | Rank                | Correct answers               | Unanswered  | Final score   |  |          |      |                 |            |             |         |   |     |     |      |         |   |     |     |      |         |   |     |     |      |         |   |     |     |      |         |   |     |     |      |         |   |     |   |      |         |   |     |     |      |         |   |     |     |      |         |   |     |   |      |          |    |     |     |      |
| 2u07008  | 1                   | 60%                           | ---   | 8.80  |  |          |      |                 |            |             |         |   |     |     |      |         |   |     |     |      |         |   |     |     |      |         |   |     |     |      |         |   |     |     |      |         |   |     |   |      |         |   |     |     |      |         |   |     |     |      |         |   |     |   |      |          |    |     |     |      |
| 2u07007  | 2                   | 60%                           | ---   | 8.70  |  |          |      |                 |            |             |         |   |     |     |      |         |   |     |     |      |         |   |     |     |      |         |   |     |     |      |         |   |     |     |      |         |   |     |   |      |         |   |     |     |      |         |   |     |     |      |         |   |     |   |      |          |    |     |     |      |
| 2u06009  | 3                   | 60%                           | ---   | 8.25  |  |          |      |                 |            |             |         |   |     |     |      |         |   |     |     |      |         |   |     |     |      |         |   |     |     |      |         |   |     |     |      |         |   |     |   |      |         |   |     |     |      |         |   |     |     |      |         |   |     |   |      |          |    |     |     |      |
| 2u06024  | 4                   | 55%                           | ---   | 8.25  |  |          |      |                 |            |             |         |   |     |     |      |         |   |     |     |      |         |   |     |     |      |         |   |     |     |      |         |   |     |     |      |         |   |     |   |      |         |   |     |     |      |         |   |     |     |      |         |   |     |   |      |          |    |     |     |      |
| 2u06048  | 5                   | 50%                           | ---   | 7.90  |  |          |      |                 |            |             |         |   |     |     |      |         |   |     |     |      |         |   |     |     |      |         |   |     |     |      |         |   |     |     |      |         |   |     |   |      |         |   |     |     |      |         |   |     |     |      |         |   |     |   |      |          |    |     |     |      |
| 2u06002  | 6                   | 50%                           | 1   | 7.45  |  |          |      |                 |            |             |         |   |     |     |      |         |   |     |     |      |         |   |     |     |      |         |   |     |     |      |         |   |     |     |      |         |   |     |   |      |         |   |     |     |      |         |   |     |     |      |         |   |     |   |      |          |    |     |     |      |
| 2u07052  | 7                   | 55%                           | ---   | 7.20  |  |          |      |                 |            |             |         |   |     |     |      |         |   |     |     |      |         |   |     |     |      |         |   |     |     |      |         |   |     |     |      |         |   |     |   |      |         |   |     |     |      |         |   |     |     |      |         |   |     |   |      |          |    |     |     |      |
| 2u06003  | 8                   | 50%                           | ---   | 6.75  |  |          |      |                 |            |             |         |   |     |     |      |         |   |     |     |      |         |   |     |     |      |         |   |     |     |      |         |   |     |     |      |         |   |     |   |      |         |   |     |     |      |         |   |     |     |      |         |   |     |   |      |          |    |     |     |      |
| 2u07053  | 9                   | 40%                           | 1   | 6.70  |  |          |      |                 |            |             |         |   |     |     |      |         |   |     |     |      |         |   |     |     |      |         |   |     |     |      |         |   |     |     |      |         |   |     |   |      |         |   |     |     |      |         |   |     |     |      |         |   |     |   |      |          |    |     |     |      |
| 2u060208 | 10                  | 45%                           | ---   | 6.60  |  |          |      |                 |            |             |         |   |     |     |      |         |   |     |     |      |         |   |     |     |      |         |   |     |     |      |         |   |     |     |      |         |   |     |   |      |         |   |     |     |      |         |   |     |     |      |         |   |     |   |      |          |    |     |     |      |
| 151.     | Mrs. V. Deepa Prya  | IT1602 – Mobile Computing     | <p>Group Activity</p> <ol style="list-style-type: none"> <li>Kahoot Quiz</li> <li>Crossword Puzzle Solving</li> <li>Tech Connection</li> <li>Who Am I?</li> </ol> | To make students apply the concepts based on the question |    |          |      |                 |            |             |         |   |     |     |      |         |   |     |     |      |         |   |     |     |      |         |   |     |     |      |         |   |     |     |      |         |   |     |   |      |         |   |     |     |      |         |   |     |     |      |         |   |     |   |      |          |    |     |     |      |

| S. No. | Name of the Faculty | Subject code & name                  | ICT tool / ABL                | Purpose   | Remarks  |
|--------|---------------------|--------------------------------------|-------------------------------|---|--|
|        | Ms. P. Kaviya.P     | IT1601 – Data Mining and Warehousing | Group Activity<br>1. Seminar  | To improve the presentation skill and team coordination |   |
| 152    | Ms. P. Kaviya       | IT2253 – Web Essentials              | 1. Quiz<br>2. Project Contest | To enhance the team coordination                        |  |




| S. No. | Name of the Faculty | Subject code & name                              | ICT tool / ABL | Purpose   | Remarks   |
|--------|---------------------|--|----------------|---|---|
| 153    | Dr. R. Arthy        | IT1671 –<br>Cryptography and<br>Network Security | Tech Talk      | To make students<br>present the<br>concept orally<br>thereby<br>improving the<br>presentation skill |  <p>Chittoor, Tamil Nadu, India<br/>MXF7+4XH, NH 44, Chittoor, Tamil Nadu 625701, India<br/>Lat 9.672627°<br/>Long 77.965051°<br/>21/04/23 11:48 AM GMT +05:30</p>   |
| 154    | Dr. R. Arthy        | IT2251 – Data<br>Structures                      | Worksheet      | To improve<br>problem solving<br>skill  |  <p>IT2252 – DATA STRUCTURES</p> <p><b>KAMARAJ</b><br/>COLLEGE OF ENGINEERING &amp; TECHNOLOGY<br/>(An Autonomous Institution - AFFILIATED TO Anna University, Chennai)<br/>67/5, Chittoor Road, Chittoor - 625 701<br/>67/5, Chittoor Road - 625 701 (near VIRUDHURAGUDI).</p> <p>DEPARTMENT OF INFORMATION TECHNOLOGY</p> <p><b>IT2252 – DATA STRUCTURES</b></p> <p><b>WORKSHEET</b></p> <p>2022 – 2023 EVEN</p> <p>Roll Number :<br/>Name of the Student :<br/>Year :</p> <p>Prepared by Dr. R. Arthy, AP/IT</p> |




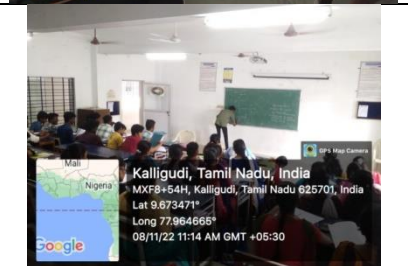


| S. No. | Name of the Faculty | Subject code & name              | ICT tool / ABL     | Purpose   | Remarks |
|--------|---------------------|----------------------------------|--------------------|---|---------|
| 155    | Mr. D. Vendhan      | IT1631 - Blockchain Technologies | Crossword Puzzle   | To improve creativity and understand the topics |         |
| 156    | Dr. R. Arthy        | IT2251 - Data Structures         | Chart Presentation | To improve the presentation skill               |         |


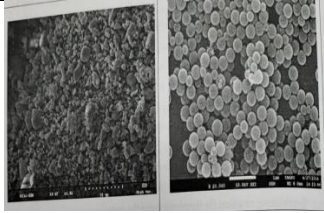
| S. No. | Name of the Faculty | Subject code & name      | ICT tool / ABL | Purpose                    | Remarks   |
|--------|---------------------|--------------------------|----------------|----------------------------|---|
| 157    | Dr. R. Arthy        | IT2251 – Data Structures | Model Making   | To enrich lateral thinking |  |

**DEPARTMENT OF ELECTRONICS COMMUNICATION ENGINEERING**

|     |                      |                          |                       |   |   |
|-----|----------------------|--------------------------|-----------------------|---|---|
| 158 | Ms. B. S. Nivethitha | GE2201 – Design Thinking | Brainstorming Session | Detail Study of the Concept                                 |    |
| 159 | Ms. B. S. Nivethitha | GE2201 – Design Thinking | Logo Making           | Activity in the Part of UNESCO India Africa (UIA) Hackathon |  |
| 160 | Ms. B. S. Nivethitha | GE2201 – Design Thinking | Students Seminar      | Enhance the Presentation Skill                              |  |

| S. No. | Name of the Faculty | Subject code & name                                     | ICT tool / ABL       | Purpose                         | Remarks   |
|--------|---------------------|---|----------------------|---------------------------------|---|
| 161    | Mrs.S.Hema Swathi   | AI2202 Data Structures and Algorithms                   | Students Seminar     | Enhance the Presentation Skill  |    |
| 162    | Mrs.S.Hema Swathi   | AI2202 Data Structures and Algorithms                   | Roll Play Activity   | Motivate and engage students    |    |
| 163    | Dr. S. Brindha      | MA2202 - Transforms And Numerical Solution Of Equations | Students Seminar     | Enhance the Presentation Skill  |   |
| 164    | Dr. S. Brindha      | MA2202 - Transforms And Numerical Solution Of Equations | Test Memory Activity | To Increase Thinking Capability |  |



| S. No. | Name of the Faculty      | Subject code & name                     | ICT tool / ABL  | Purpose                                 | Remarks  |
|--------|--------------------------|---|---|---|--|
| 169    | Dr. N. M. Mary Sindhuja  | EC1601 Antennas & Microwave Engineering | Model Making or Chart Activity                            | To enhance the team work and creativity |   |
| 170    | Dr. N. M. Mary Sindhuja  | EC1601 Antennas & Microwave Engineering | Demonstrate the Model in Class Room                       | Live Demonstration                      |  |
| 171    | Dr. B. Guru Karthik Babu | GE8073 Fundamentals of Nano Science     | ImageJ Basics Software Based Image Analysis in Class Room | To use the Modern Tool                  |  |