




(An Autonomous Institution - AFFILIATED TO ANNA UNIVERSITY, CHENNAI)



S.P.G.Chidambara Nadar - C.Nagammal Campus
S.P.G.C. Nagar, K.Vellakulam – 625 701 (Near VIRUDHUNAGAR).


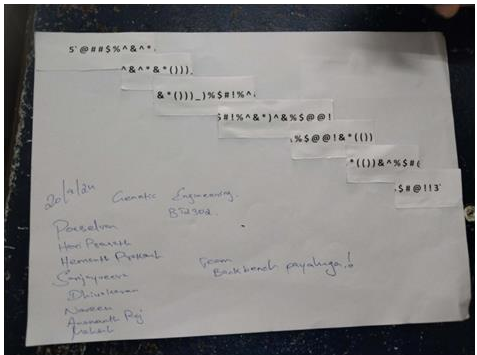
Academic Year 2025-26 - ODD

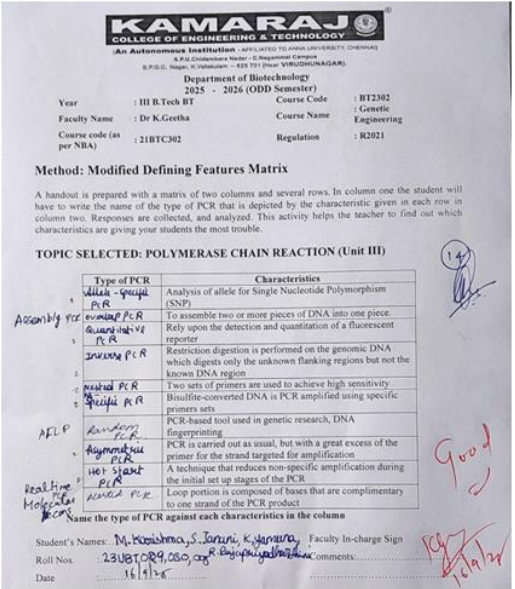

DEPARTMENT OF BIOTECHNOLOGY

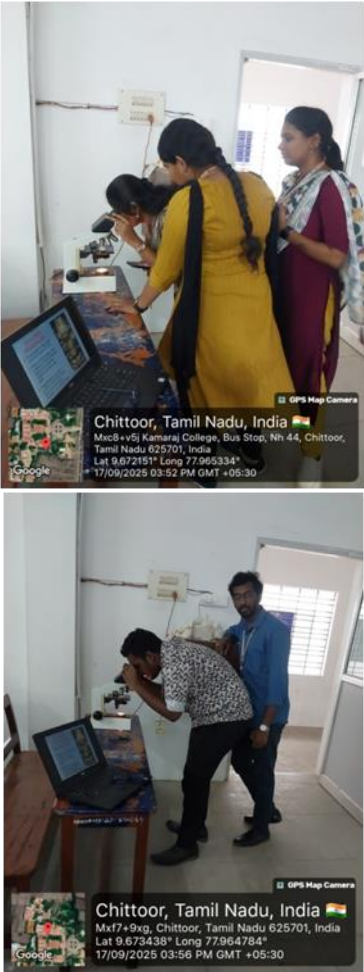
ICT Tools/Activity Based Learning followed in Class Room Teaching


S. No.	Name of the Faculty	Subject code & name	ICT tool / ABL	Purpose	Colour photos / images / geotag photos
Department of Biotechnology					
1	Er R Raja Rajeswari	VBT316 Environmental Biotechnology	Think-Decide- Respond	To promote active, reflective, and critical thinking for deeper conceptual understanding	 <p>Chittoor, Tamil Nadu, India Mxc8+v5J Kamaraj College, Bus Stop, Nh 44, Chittoor, Tamil Nadu 625701, India Lat: 9.67215° Long: 77.965363° 22/08/2025 03:30 PM GMT +05:30</p>



S. No.	Name of the Faculty	Subject code & name	ICT tool / ABL	Purpose	Colour photos / images / geotag photos
2	Dr K.Geetha	BT2302 Genetic Engineering	Role play	Teaches the students important concepts through direct involvement	
3	Dr K.Geetha	BT2302 Genetic Engineering	Flipped Classroom activity	To inculcate Self learning through video lecture	

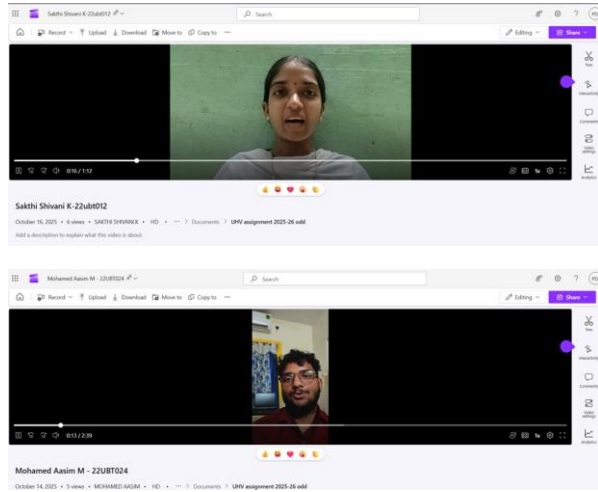
S. No.	Name of the Faculty	Subject code & name	ICT tool / ABL	Purpose	Colour photos / images / geotag photos
4	Dr K.Geetha	BT2302 Genetic Engineering	Paper jumble activity	To understand the principle of Chromosome walking through hands-on learning	 

S. No.	Name of the Faculty	Subject code & name	ICT tool / ABL	Purpose	Colour photos / images / geotag photos
5	Dr K.Geetha	BT2302 Genetic Engineering	Modified Defining Features Matrix	This activity helps the teacher to find out which characteristics are giving the students the most trouble	
6	Dr K.Geetha	BT2302 Genetic Engineering	Video Lectures	Self learning through experience	

S. No.	Name of the Faculty	Subject code & name	ICT tool / ABL	Purpose	Colour photos / images / geotag photos
7	Dr K.Geetha	OBT703 Biology for Engineers	Hands-on training on Microscopy	Live experience and handling technique learnt through hands-on	 <p>The top photograph shows a woman in a yellow dress looking through a microscope. Another woman in a purple sari stands beside her, observing. A laptop is open on the table. The bottom photograph shows a man in a patterned shirt looking through a microscope. A man in a blue shirt stands beside him, observing. A laptop is open on the table. Both photographs include geotag information for Chittoor, Tamil Nadu, India.</p>

S. No.	Name of the Faculty	Subject code & name	ICT tool / ABL	Purpose	Colour photos / images / geotag photos
8	Dr Pradiba D	BT 2301 Bioinformatics	Demonstration using online tools	To develop observational skills, encourage critical thinking and to allow students to see the "how-to" of a process, leading to better understanding and retention.	 <p>Chittoor, Tamil Nadu, India Mica High School, Chittoor, Bus Stop, Nh 44, Chittoor, Tamil Nadu 629701, India Lat 9.67215° Long 77.965231° 21/08/2025 12:21 PM GMT +05:30</p>

S. No.	Name of the Faculty	Subject code & name	ICT tool / ABL	Purpose	Colour photos / images / geotag photos
9	Dr Pradiba D	BT 2301 Bioinformatics	Experiential Learning	To deepen understanding , connects theory to practice, fostering active participation, to move beyond rote memorization by engaging students in hands-on	
10	Dr Pradiba D	BT 2301 Bioinformatics	Cross word puzzle	To evaluate their knowledge and to pay attention to terminology, coupled as a formative assessment	

S. No.	Name of the Faculty	Subject code & name	ICT tool / ABL	Purpose	Colour photos / images / geotag photos
11	GE2401	Universal Human values and ethics	Reflections on UHV Course in their lives (recorded as videos)	Reflection process facilitates personal transformation from a skill-biased education to a value-based life.	 <p>The image contains two screenshots of video recordings. The top screenshot shows a woman, Sakthi Shivani K.22UB012, speaking in front of a green screen. The bottom screenshot shows a man, Mohamed Asim M.22UBT024, speaking in front of a white wall. Both screenshots include video player controls and metadata such as the student's name and ID, the date of recording, and the file name.</p>